



Mobile kitchen solutions

Ovens with grill	126 – 127
Cooker / oven combinations	128 – 129
Gas cookers	130 – 131
Hobs	132 – 133
Built-in hobs (with glass lid)	134 – 135
Built-in hob / sink combinations	136 – 137
Built-in hob / sink combinations (with glass lid)	138 – 139
Built-in sinks	140 – 141
Built-in sinks (with glass lid)	142 – 143
230-volt grill / accessories	144 – 145
Alcohol stoves – free-standing models	146 – 147
Alcohol stoves – built-in models	148 – 149
Alcohol / electric stoves – built-in models	150 – 151
Alcohol stove	152
Alcohol oven / stove – free-standing model	153
Ceramic cooktops	154 – 155
Air recirculation cooker hood / Dishwasher	156 – 159
Electric kettles / Coffee makers	160 – 163



Mobile kitchen equipment

Cook, bake, grill and wash up to perfection

Functional kitchen appliances for enjoyment on board

Relaxation and enjoyment – that is what holidays are for. At last you have the time to cook when and what you want. With fresh ingredients, with passion ... and with the functional kitchen appliances from **Dometic, WAECO and SMEV**. They have been designed

specifically for use in a mobile kitchen: compact, easy to use and energy efficient because electricity, gas and alcohol fuel are costly resources on board. We hope you enjoy cooking in your mobile kitchen!

Cooking and baking with gas

Pages 126 – 135

Ovens with grill



SMEV F0211GT

Ovens with grill and hob



SMEV CU333GTWM

Gas cooker (free-standing)



Dometic EK 3200

Built-in gas cooker



SMEV PI8463M

Sinks with and without cooker

Pages 136 – 143

Cooker / sink combinations



SMEV M0927RM

Cooker / sink combinations with lid



SMEV M08821RM

Sinks



SMEV CE02

Sinks with lid



SMEV VA7307FP

Cooking and grilling with alcohol and electricity

Pages 144 – 155

230-volt grill



Dometic PI7093

Alcohol stoves (free-standing)



Dometic ORIGO 3000

Alcohol / electric stoves



Dometic ORIGO C200

Ceramic cooktops



Dometic ORIGO E200

Comfort features for the on-board kitchen

Pages 156 – 163

Air recirculation cooker hood



Dometic CK 2000

Dishwasher



Dometic DW 2410

Electric kettles



WAECO PerfectKitchen MCK 750

Coffee makers



WAECO PerfectCoffee MC 08



SMEV ovens with grill

Nicely rising cakes or aromatic pizzas, juicy roasts or crisp chickens, grilled dinners or quick toasts ... you can create the most delicious delicacies with your exclusive SMEV oven on board. Setting the temperature and grill function is easy and comfortable. The well-insulated oven door does not heat up during the cooking process. The mounting frame for permanent installation is made from sturdy stainless steel, just like the oven tray that is part of the delivery package.

SMEV FO211GT / FO311GT

Ovens with grill

3.38

NEW



FO211GT



FO311GT

	FO211GT	FO311GT
Voltage	12 volts DC [electric ignition]	
Oven output	1.0 kW	1.0 kW
Gas consumption oven	73 g/h	73 g/h
Grill output	1.3 kW	1.3 kW
Gas consumption grill	95 g/h	95 g/h
Gas supply pressure	30 mbar	30 mbar
Total output	2.3 kW	2.3 kW
Total consumption	168 g/h	168 g/h
Oven capacity	20 litres	30 litres
Quality features	Thermostat, interior light, electronic 12-volt ignition, safety ignition system, grill included, easy-clean door and interior, bottom-hinged door, chimney connection. Stainless steel baking tray and oven grid included with each unit, with safety locking	
Dimensions [W x H x D]	530 x 310 x 410 mm	530 x 430 x 415 mm
Built-in dimensions [W x H x D]	504 x 283 x 460 mm	500 x 410 x 460 mm
Weight	13.2 kg	19.5 kg
Test marks	CE	CE



Gas

Thermostat

Interior light

Electronic 12-volt ignition

Safety ignition system

Equipped with grill

Oven doors with safety locking

SMEV FO391GTL / FO391GTR

Ovens with grill



FO391GTL



FO391GTR

	FO391GTL	FO391GTR
Voltage	12 volts DC [electric ignition]	
Oven output	1.0 kW	1.0 kW
Gas consumption oven	73 g/h	73 g/h
Grill output	1.3 kW	1.3 kW
Gas consumption grill	95 g/h	95 g/h
Gas supply pressure	30 mbar	30 mbar
Total output	2.3 kW	2.3 kW
Total consumption	168 g/h	168 g/h
Oven capacity	30 litres	
Quality features	Thermostat, interior light, electronic 12-volt ignition, safety ignition system, grill included, easy-clean door and interior. Left-hinged door [FO391GTL] or right-hinged door [FO391GTR], glass door with safety locking, chimney connection. Stainless steel baking tray and oven rack included with each unit	
Dimensions [W x H x D]	525 x 438 x 422 mm	525 x 438 x 422 mm
Built-in dimensions [W x H x D]	458 x 404 x 577 mm	458 x 404 x 577 mm
Weight	18.6 kg	18.6 kg
Test marks	CE	CE

Product	Ref. No.
SMEV FO211GT	9102300005
SMEV FO311GT	9102300001
SMEV FO391GTL	9102300003
SMEV FO391GTR	9102300004



- 1 Electronic 12-volt ignition
- 2 Equipped with grill
- 3 Oven doors with safety locking
- 4 Stainless steel burner caps
- 5 Potholder
- 6 Gimbals [available as optional extra]
- 7 Wood finish

SMEV cooker/oven combination “Compact”

Whatever is on the menu – you can prepare any hot meal with this complete SMEV combination hob and oven. Cook, fry, bake or grill to your heart’s content and in the smallest of spaces. Cooker hob and oven controls are front-mounted for ease of use. Oven with thermostat. Attractive design using high quality stainless steel. A sophisticated feature in your mobile kitchen!



Lockable gimbals with metal frame



Lockable gimbals with wood frame



Standard-gimbal suspension

SMEV CU333GTM / CU333GTWM

Oven with grill and double-burner hob

3.38



CU333GTM



CU333GTWM
[with wood finish]

	CU333GTM	CU333GTWM
Voltage	12 volts DC [electric ignition]	
Oven output	1.0 kW	1.0 kW
Gas consumption oven	73 g/h	73 g/h
Grill output	1.3 kW	1.3 kW
Gas consumption grill	95 g/h	95 g/h
Cooker output	2.8 kW	2.8 kW
Gas consumption hob	204 g/h	204 g/h
Gas supply pressure	30 mbar	30 mbar
Total output	5.1 kW	5.1 kW
Total gas consumption	372 g/h	372 g/h
Number of burners	2	2
Oven capacity	30 litres	30 litres
Quality features	Thermostat, interior light, electronic 12-volt ignition, safety ignition system, grill included, easy-clean door and interior, bottom-hinged door, stainless steel burner caps, chromed pan supports. Stainless steel potholder, baking tray and oven rack included with each unit. Glass door with safety locking [CU333GTM], stainless steel door with safety locking and window, elegant wood finish [CU333GTWM]	
Dimensions [W x H x D]	486 x 390 x 415 mm	486 x 390 x 415 mm
	525 x 504 x 514 mm [incl. lockable gimbals]	
Weight	21.8 kg	21.8 kg
Test marks	CE	CE



Gas

Thermostat

Interior light

Electronic 12-volt ignition

Safety ignition system

Equipped with grill

Oven doors with safety locking

Stainless steel burner caps

Stainless steel baking tray and oven rack included with each unit

Elegant wood finish with CU333GTWM and CU335GTWM

SMEV CU335GTM / CU335GTWM

Oven with grill and 3-burner hob




CU335GTM



CU335GTWM
[with wood finish]

	CU335GTM	CU335GTWM
Voltage	12 volts DC [electric ignition]	
Oven output	1.0 kW	1.0 kW
Gas consumption oven	73 g/h	73 g/h
Grill output	1.3 kW	1.3 kW
Gas consumption grill	95 g/h	95 g/h
Cooker output	4.6 kW	4.6 kW
Gas consumption hob	335 g/h	335 g/h
Gas supply pressure	30 mbar	30 mbar
Total output	6.9 kW	6.9 kW
Total gas consumption	503 g/h	503 g/h
Number of burners	3	3
Oven capacity	30 litres	30 litres
Quality features	Thermostat, interior light, electronic 12-volt ignition, safety ignition system, grill included, easy-clean door and interior, bottom-hinged door, stainless steel burner caps, chromed pan supports. Stainless steel potholder, baking tray and oven rack included with each unit. Glass door with safety locking [CU335GTM], stainless steel door with safety locking and window, elegant wood finish [CU335GTWM]	
Dimensions [W x H x D]	486 x 390 x 415 mm	486 x 390 x 415 mm
	525 x 504 x 514 mm [incl. lockable gimbals]	
Weight	21.8 kg	21.8 kg
Test marks	CE	CE

Product	Ref. No.
SMEV CU333GTM	9102302156
SMEV CU333GTWM	9102302157
SMEV CU335GTM	9102302158
SMEV CU335GTWM	9102302159
Standard-gimbal suspension	9102302160
Lockable gimbals with metal frame	9102302161
Lockable gimbals with wood frame	9102302162




Stainless steel potholder included with each unit



Dometic free-standing gas cooker with gimbals

Even when things get a bit rough on board, both the new Dometic gas cookers remain a haven of tranquility. They include gimbals and also feature individually adjustable potholders. The single-burner Dometic EK 1600 and the double-burner EK 3200 can be permanently installed in the pantry and galley, or even be used as a free-standing unit on deck. They offer an output of 1600 watts per burner and are equipped with a safety ignition system and heat shields. The high-quality stainless steel surface makes it refreshingly easy to clean.




Dometic EK 1600 Single-burner free-standing gas cooker

3.37



Burner output	1.6 kW
Number of burners	1
Gas consumption	115 g/h
Gas supply pressure	30 mbar
Quality features	1 pair of adjustable potholders, heat shields, gimbals, safety ignition system
Dimensions [W x H x D]	281 x 245.7 x 262 mm [with gimbals] 237 x 71.7 x 262 mm [without gimbals]
Weight	2.9 kg
Test marks	CE

NEW


Gas

Gimbals

Can be used as a permanently installed or free-standing unit

Adjustable potholder

Safety ignition system

High-quality stainless steel

Dometic EK 3200 Double-burner free-standing gas cooker



Burner output	3.2 kW
Number of burners	2
Gas consumption	230 g/h
Gas supply pressure	30 mbar
Quality features	2 pair of adjustable potholders, heat shields, gimbals, safety ignition system
Dimensions [W x H x D]	508 x 245.7 x 262 mm [with gimbals] 464 x 71.7 x 262 mm [without gimbals]
Weight	4.2 kg
Test marks	CE

Product	Ref. No.
Dometic EK 1600	9103300400
Dometic EK 3200	9103300401





- 1 Detachable pan support
- 2 Stainless steel burner caps
- 3 Piezo ignition

SMEV hobs

Is space in the galley a bit tight for a built-in hob? Or is cooking of secondary importance to you? If that is the case, we would like to recommend the high quality **SMEV double-burner hob** for occasional use. It is set up in a trice and stowed away just as quickly. The **single-burner SMEV built-in hob** is no larger than a sheet of A4 paper. All units come with a slim and elegant exterior made from hard-wearing stainless steel.

Gas burners with safety ignition system. Detachable pan support.



Detachable pan support, 2.3 kW burner, stainless steel burner cap

SMEV PI2232M 2-burner hob

3.38



Power rating	2.8 kW
Gas consumption	204 g/h
Gas supply pressure	30 mbar
Number of burners	2
Quality features	Detachable chromed pan support, stainless steel burner lid, safety ignition system, Piezo ignition, rubber seal, potholder
Dimensions [W x H x D]	380 x 90 x 280 mm
Weight	1.7 kg
Test marks	CE



Gas

Piezo ignition

Detachable chromed pan support


Stainless steel burner cap

Safety ignition system

SMEV PI8621RP 1-burner hob




Power rating	2.3 kW
Gas consumption	167 g/h
Gas supply pressure	30 mbar
Number of burners	1
Quality features	Detachable chromed pan support, stainless steel burner lid, safety ignition system, Piezo ignition
Dimensions [W x H x D]	240 x 102 x 320 mm
Built-in dimensions [W x D]	216 x 296 mm
Weight	1 kg
Test marks	CE



Potholder

Product	Ref. No.
SMEV PI2232M	9102300032
SMEV PI8621RP	9102300033
Optional extra Potholder for PI8621RP	9103303982



- 1** Recessed controls
- 2** Stainless steel burner caps
- 3** Glass lid
- 4** Drainage

SMEV built-in hobs with glass lid

Keeping three pots on the go at the same time is child's play with this three-burner hob. Ergonomically positioned controls keep you in perfect command of the cooking process. The hob is installed flush with the worktop. When you have finished cooking you can close the lid to gain additional workspace – and protect your hob at the same time. For an even more compact version choose the two-burner hob which requires even less space.



SMEV PI8062M

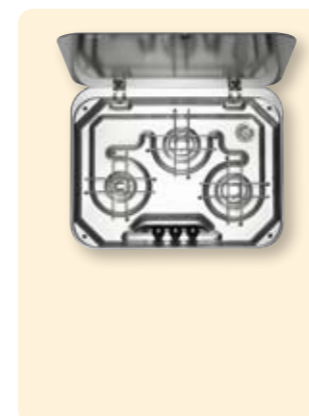
2-burner hob with glass lid



Voltage	12 volts DC [with electric ignition]
Power rating	2.8 kW
Gas consumption	204 g/h
Gas supply pressure	30 mbar
Number of burners	2
Quality features	Integrated heat-resistant safety glass lid, detachable chromed pan support, stainless steel burner caps, safety ignition system, recessed controls, electronic 12-volt ignition, AC 540 siphon, rubber seal, potholder
Dimensions [W x H x D]	480 x 90.5 x 370 mm
Built-in dimensions [W x D]	466 x 358
Weight	3.6 kg
Test marks	CE

SMEV PI8063M

3-burner hob with glass lid



Voltage	12 volts DC [with electric ignition]
Power rating	4.6 kW
Gas consumption	335 g/h
Gas supply pressure	30 mbar
Number of burners	3
Quality features	Integrated heat-resistant safety glass lid, detachable chromed pan support, stainless steel burner caps, safety ignition system, recessed controls, electronic 12-volt ignition, AC 540 siphon, rubber seal, potholder
Dimensions [W x H x D]	560 x 90.5 x 440 mm
Built-in dimensions [W x D]	546 x 428 mm
Weight	5.2 kg
Test marks	CE

SMEV PI8463M

3-burner hob with glass lid



Voltage	12 volts DC [with electric ignition]
Power rating	4.6 kW
Gas consumption	335 g/h
Gas supply pressure	30 mbar
Number of burners	3
Quality features	Integrated heat-resistant safety glass lid, detachable chromed pan support, stainless steel burner caps, safety ignition system, recessed controls, electronic 12-volt ignition, AC 540 siphon, rubber seal
Dimensions [W x H x D]	590 x 160 x 350 mm
Built-in dimensions [W x D]	572 x 332 mm
Weight	6.1 kg
Test marks	CE

Product	Ref. No.
SMEV PI8062M	9102300008
SMEV PI8063M	9102300009
SMEV PI8463M	9102300010

3.38



Gas

Integrated heat-resistant safety glass lid

Stainless steel burner caps

Detachable pan support – easy to clean

Safety ignition system

Electronic 12-volt ignition



Potholders [PI8062M] [PI8063M]



SMEV built-in hob/sink combination

If you want to save on space without compromising on quality then SMEV always has an intelligent solution at hand. For example, solutions combining double-burner hobs and a sink. Made from sturdy stainless steel and compact in design, SMEV cooker/sink combinations are barely the width of a standard oven while the slim-line version is a full 11 cm narrower. Gas burners with safety ignition system. **Supplied without tap.**



SMEV MO917RM / MO917LM

2-burner hob / sink combinations

3.38



MO917RM



MO917LM

	MO917RM	MO917LM
Power rating	2.8 kW	2.8 kW
Gas consumption	204 g/h	204 g/h
Gas supply pressure	30 mbar	30 mbar
Number of burners	2	2
Quality features	Detachable chromed pan support, stainless steel burner caps, safety ignition system, recessed controls, AC 540 siphon, rubber seal, potholder	
Dimensions [W x H x D]	600 x 120 x 420 mm	600 x 120 x 420 mm
Built-in dimensions [W x D]	566 x 386 mm	566 x 386 mm
Weight	2.5 kg	2.5 kg
Test marks	CE	CE

Taps not included!



Gas

Detachable pot grid – easy to clean

Stainless steel burner caps

Safety ignition system

Potholder

Tap fitting outside

SMEV MO927RM / MO927LM

2-burner hob/sink combinations



MO927RM



MO927LM

	MO927RM	MO927LM
Power rating	2.8 kW	2.8 kW
Gas consumption	204 g/h	204 g/h
Gas supply pressure	30 mbar	30 mbar
Number of burners	2	2
Quality features	Detachable chromed pan support, stainless steel burner caps, safety ignition system, recessed controls, AC 540 siphon, rubber seal, potholder	
Dimensions [W x H x D]	490 x 120 x 460 mm	490 x 120 x 460 mm
Built-in dimensions [W x D]	456 x 426 mm	456 x 426 mm
Weight	2.5 kg	2.5 kg
Test marks	CE	CE

Taps not included!



AC 539



AC 537

Taps available as optional extra

Product	Ref. No.
SMEV MO917RM	9102300041
SMEV MO917LM	9102300040
SMEV MO927RM	9102300043
SMEV MO927LM	9102300042
Optional extras	
Tap AC 539 [Plastic, colour: chrome]	9102300076
Tap AC 537 [Brass, colour: chrome]	9102300077



- 1** Pan support
- 2** Tap [optional]
- 3** Recessed controls
- 4** Glass lid of heat-resistant safety glass

SMEV built-in hob / sink combinations

Each centimetre counts in an on-board kitchen, where space is limited and a large, roomy cooker just doesn't fit. That doesn't mean you have to give up cooking and enjoying your food, however. Underneath their break-proof glass lids the creative and functional SMEV combination units accommodate single- or double-burner hobs and the sinks to match – all in the smallest possible space. There is no room for excuses now for not cooking on board. We bet that before long you won't want to be without it.



Supplied with glass lid, comfortable drainer/hob cover and waste tray

SMEV MO8322RM

2-burner hob / sink combination with glass lid



Voltage	12 volts DC [with electric ignition]
Power rating	2.8 kW
Gas consumption	204 g/h
Gas supply pressure	30 mbar
Number of burners	2
Quality features	Integrated heat-resistant safety glass lid, detachable chromed pan support, stainless steel burner caps, safety ignition system, recessed controls, electronic 12-volt ignition, AC 540 siphon, rubber seal, supplied with hole for tap [Ø 39 mm]
Dimensions [W x H x D]	680 x 142 x 440 mm
Built-in dimensions [W x D]	666 x 426 mm
Weight	5.6 kg
Test marks	CE

Taps not included!



Gas

Electronic 12-volt ignition [MO8322]

Piezo ignition [MO8821]

Heat-resistant safety glass

Detachable pot grid – easy to clean

Stainless steel burner caps

Safety ignition system

Tap fitting inside

SMEV MO8821RM / MO8821LM

1-burner hob / sink combinations with glass lid



MO8821RM



Drainer included



MO8821LM

	MO8821RM	MO8821LM
Power rating	1.0 kW	1.0 kW
Gas consumption	73 g/h	73 g/h
Gas supply pressure	30 mbar	30 mbar
Number of burners	1	1
Quality features	Integrated heat-resistant safety glass lid, comfortable drainer/hob cover, detachable chromed pan support, stainless steel burner cap, safety ignition system, recessed controls, Piezo ignition, AC 540 siphon, rubber seal, waste tray, supplied with hole for tap [Ø 39 mm]	
Dimensions [W x H x D]	525 x 152 x 421 mm	525 x 152 x 421 mm
Built-in dimensions [W x D]	511.02 x 408 mm	511.02 x 408 mm
Weight	3.8 kg	3.8 kg
Test marks	CE	CE

Taps not included!

Product	Ref. No.
SMEV MO8322RM	9102300015
SMEV MO8821RM	9102300016
SMEV MO8821LM	9102300017
Optional extra Tap AC 539 [Plastic, colour: chrome]	9102300076



AC 539

Tap available as optional extra



Built-in sinks

Is there enough space in your galley or pantry for a “fully fledged” sink? Then look no further – we have something for you. Round or square, matte or polished stainless steel finish, first-class workmanship. All in all ideally suited to wash away all traces of a sumptuous banquet. Supplied without taps, which are available as an optional extra.

SMEV VA928 / VA503

Round sinks



	VA928	VA503
Quality features	AC 540 siphon, rubber seal	Extra-deep, siphon
Dimensions [Ø x H]	400 x 130 mm	426 x 180 mm
Built-in dimensions [Ø]	366 mm	400 mm
Weight	1 kg	2.3 kg

Tap not included!

Mirror-polished finish

3.37/3.38

Supplied with siphon

SMEV VA930 / VA501

Square sink




	VA930	VA501
Quality features	AC 540 siphon, rubber seal	Extra-deep, siphon
Dimensions [W x H x D]	280 x 145 x 380 mm	446 x 200 x 446 mm
Built-in dimensions [W x D]	272 x 372 mm	420 x 420 mm
Weight	1 kg	2.9 kg

Tap not included!

Mirror-polished finish

SMEV VA932

Square sink



Quality features	AC 540 siphon, rubber seal
Dimensions [W x H x D]	380 x 145 x 380 mm
Built-in dimensions [W x D]	336 x 336 mm
Weight	1.2 kg

Tap not included!

SMEV CE02 / CE09

Round sink / Round washbowl



NEW

CE02

	CE02	CE09
Quality features	Siphon, rubber seal	Siphon, rubber seal
Dimensions [Ø x H]	325 x 127 mm	442.8 x 132.5 x 292.4 mm
Built-in dimensions	Ø 298 mm	417.35 x 265.45 mm
Weight	1.2 kg	0.6 kg

Mirror-polished finish

Mirror-polished finish

Tap not included!



NEW

CE09

Product	Ref. No.
SMEV VA928	9102300051
SMEV VA503	9102300079
SMEV VA930	9102300052
SMEV VA501	9102300078
SMEV VA932	9102300053
SMEV CE02	9103300503
SMEV CE09	9103300504
Optional extras	
Tap AC 539 [Plastic, colour: chrome]	9102300076
Tap AC 537 [Brass, colour: chrome]	9102300077



AC 539



AC 537

Taps available as optional extra



SMEV built-in sinks with glass lid

Doing the dishes is a necessary evil. But at least the SMEV round sink helps you to make the best of it. The wide product selection makes it easy to find the optimum solution for your installation needs: round or square, sinks in various dimensions, with glass lid, and with drainer, too. Long-lasting design in sturdy stainless steel. All sinks are supplied complete with plug hole and rubber seal, taps are not included.

SMEV VA7307

Round sink with glass lid



Quality features	Integrated heat-resistant safety glass lid, tap fitting inside, AC 540 siphon, rubber seal, supplied with hole for tap [Ø 39 mm]
Dimensions [Ø x H]	420 x 198 mm
Built-in dimensions [Ø]	400 mm
Weight	3 kg

Tap not included!

Mirror-polished finish

Integrated lid of heat-resistant safety glass

Tap fitting inside

SMEV VA8005

Square sink with glass lid



Quality features	Integrated heat-resistant safety glass lid, tap fitting inside, AC 540 siphon, rubber seal, supplied with hole for tap [Ø 39 mm]
Dimensions [W x H x D]	420 x 145 x 370 mm
Built-in dimensions [W X D]	405 x 355 mm
Weight	2.7 kg

Taps not included!

SMEV VA8006

Square sink with glass lid



Quality features	Integrated heat-resistant safety glass lid, tap fitting inside, AC 540 siphon, rubber seal, supplied with hole for tap [Ø 39 mm]
Dimensions [W x H x D]	420 x 145 x 440 mm
Built-in dimensions [W X D]	405 x 425 mm
Weight	3.4 kg

Taps not included!

SMEV VA8306R

Sink with drainer and glass lid



Quality features	Integrated heat-resistant safety glass lid, stainless steel drainer, tap fitting inside, AC 540 siphon, rubber seal, supplied with hole for tap [Ø 39 mm]
Dimensions [W x H x D]	680 x 150 x 440 mm
Built-in dimensions [W X D]	666 x 426 mm
Weight	4.7 kg

Taps not included!

Product	Ref. No.
SMEV VA7307	9102302152
SMEV VA8005	9102300027
SMEV VA8006	9102300028
SMEV VA8306R	9102300029
Optional extra Tap AC 539 [Plastic, colour: chrome]	9102300076



AC 539

Tap available as optional extra



Dometic 230-volt grill

Why should real grill enthusiasts go without while travelling? Especially when other places have so many more appealing and luscious foods to grill than there are at home. With the new compact Dometic electric grill, grilling on board is made a clean and convenient pleasure. Easy to operate, hassle-free to clean – the perfect complement to your kitchen fittings.

Dometic PI7093 230-volt grill

3.38



Voltage	230 volts AC
Power rating	3 kW
Dimensions [W x H x D]	533.4 x 101.6 x 304.8 mm
Built-in dimensions [W X D]	501.7 x 295.3 mm
Weight	6.0 kg
Test marks	CE

NEW



230 volts

Product	Ref. No.
Dometic PI7093	9102302153

SMEV accessories

The perfect symbiosis of technology and accessories makes life in the galley much easier. The dimensions and shape of cutting boards, drainers and grill pans have been designed with SMEV appliances in mind and slot in precisely to make cooking a joy! The sink taps have also been designed with the needs of galley cooking in mind: robust, compact and easy to use.

SMEV cutting boards



Cutting board – round	AC 570
Dimensions [Ø]	388 mm
Cutting board – square	AC 571
Dimensions [W x D]	328 x 328 mm

SMEV drainer grids



Drainer grid 1	AC 701
Dimensions [W x H x D]	300 x 100 x 300 mm
Drainer grid 2	AC 702
Dimensions [W x H x D]	330 x 60 x 230 mm

SMEV grill pan



Grill pan	AC 700
Dimensions [W x D]	260 x 260 mm [without handle]

SMEV taps



Tap, Plastic, colour: chrome	AC 539
Tap, Brass, colour: chrome	AC 537

SMEV siphons



Siphon, angled waste fitting, Ø 25 mm	AC 530
Siphon, straight waste fitting, Ø 25 mm	AC 535
Siphon, angled waste fitting, Ø 20 mm	AC 540
Siphon, straight waste fitting, Ø 20 mm	AC 545
Siphon, double waste fitting, Ø 25 mm	AC 557

Product	Ref. No.
Cutting board, round, AC 570	9102300071
Cutting board, square, AC 571	9102300072
Drainer grid 1, AC 701	9102300073
Drainer grid 2, AC 702	9102300074
Grill pan, AC 700	9102300075
Tap AC 539, plastic, colour: chrome	9102300076
Tap AC 537, Brass, colour: chrome	9102300077
Siphon, angled waste fitting, Ø 25 mm, AC 530	9102300082
Siphon, straight waste fitting, Ø 25 mm, AC 535	9102300083
Siphon, angled waste fitting, Ø 20 mm, AC 540	9102300084
Siphon, straight waste fitting, Ø 20 mm, AC 545	9102300085
Siphon, double waste fitting, Ø 25 mm AC 557	9102300086
Semi-gimbal suspension	9102302160
Lockable gimbals with metal frame	9102302161
Lockable gimbals with wood frame	9102302162



Lockable gimbals with metal frame



Lockable gimbals with wood frame



The original

Dometic ORIGO 1500

Dometic ORIGO 3000

Alcohol stoves, free-standing

Is space a bit tight in your galley? No need to worry – you are sure to find room for this compact, free-standing alcohol stove. Once it is installed you will soon come to love it! The long burning time of up to 10 hours on a low flame and up to 4.5 hours on the highest setting means there are no limits to your culinary creativity. The highest setting will bring a litre of water to boiling point in around 10 minutes. Functional design in stainless steel. **Available optional extras:** potholder, gimbals, cutting board.

Dometic ORIGO 1500

Single-burner free-standing alcohol stove

3.33 / 3.32



Burning time	approx. 4.5 hours
Number of burners	1
Burner capacity	2000 watts
Boiling time	10 minutes for 1 litre of water
Tank capacity	1.2 litres
Dimensions [W x H x D] incl. gimbals	236 x 137 x 262 mm 282 x 228 x 262 mm
Weight	3.4 kg

Compact design – easy to stow away

High cooking power on all plates – fast, flexible cooking on board

Easy access to the alcohol-fuel containers – simple and safe filling

Useful accessories – cutting board and potholder

Free-standing models optionally available with gimbals – to keep the stove level in all weathers

Dometic ORIGO 3000

2-burner free-standing alcohol stove



Burning time	approx. 4.5 hours
Number of burners	2
Burner capacity	2000 watts per burner
Boiling time	10 minutes for 1 litre of water
Tank capacity	1.2 litres per tank
Dimensions [W x H x D] incl. gimbals	464 x 137 x 262 mm 510 x 228 x 262 mm
Weight	6.3 kg



Gimbals



Potholder



Cutting boards

Product	Ref. No.
Dometic ORIGO 1500	9103303880
Dometic ORIGO 3000	9103303882
Optional extras	
Gimbals	9103303983
Potholder 1500/3000	9103303980
Cutting board 1500	9103303988
Cutting board 3000	9103303985
Fuel tank	9103303993
Rubber gasket	9103303995
Flame spreader	9103303996





Built-in alcohol stoves

If you want cooking to have a permanent place on board, then we recommend the **Dometic ORIGO stove for flush-mounted permanent installation. The standard models ORIGO 2000 / 4100 and A100 / A200 are equipped with single or double burners with a heat output of 2000 watts per burner.** The ORIGO A100 and A200 were additionally equipped with electronic 12-volt ignition, which banishes the need for matches or lighters. You can complement your ORIGO cooker with useful and practical accessories such as pot holders, cutting boards or a tailor-made glass lid, which protects the unit from dirt and provides an additional work surface.

By the way: Dometic ORIGO built-in alcohol stoves work according to the absorption principle – so there's no pressure involved and no danger of explosion.

Dometic ORIGO 2000 / ORIGO 4100

Single or double-burner built-in alcohol stove

3.32



	ORIGO 2000	ORIGO 4100
Burning time	approx. 4.5 hours	
Number of burners	1	2
Burner capacity	2000 watts	2000 watts per burner
Boiling time	10 minutes for 1 litre of water	
Tank capacity	1.2 litres	1.2 litres per tank
Dimensions [W x H x D]	396 x 150 x 377 mm	623 x 150 x 377 mm
Built-in dimensions [W x H x D]	345 x 140 x 325 mm	575 x 140 x 325 mm
Weight	5.8 kg	8 kg

Product	Ref. No.
Dometic ORIGO 2000	9103303884
Dometic ORIGO 4100	9103303890
Optional extras	
Potholder 2000/4100	9103303981
Glass lid 2000	9103303990
Glass lid 4100	9103303989
Cutting board 2000	9103303987
Cutting board 4100	9103303986
Fuel tank	9103303993
Rubber gasket	9103303995
Flame spreader	9103303996

Easy to fit
Low built-in height
 – ideal in confined spaces
Flush-mounted – elegant appearance
Detachable pan support and rounded corners
 – easy to clean



Potholder



Glass lids



Cutting boards

Dometic ORIGO A100 / ORIGO A200

Single or double-burner built-in alcohol stove with 12 volt electronic ignition

3.32




	ORIGO A100	ORIGO A200
Voltage	12 volts [with electric ignition]	
Burning time	approx. 4.5 hours	
Number of burners	1	2
Burner capacity	2000 watts	2000 watts per burner
Boiling time	10 minutes for 1 litre of water	
Tank capacity	1.2 litres	1.2 litres per tank
Dimensions [W x H x D]	270 x 160 x 365 mm	500 x 160 x 365 mm
Built-in dimensions [W x H x D]	255 x 150 x 340 mm	485 x 150 x 340 mm
Weight	3.5 kg	7 kg

Product	Ref. No.
Dometic ORIGO A100	9103303930
Dometic ORIGO A200	9103303934
Optional extras	
Glass lid A100/C100	9103303992
Glass lid A200/C200	9103303991
Potholder for A, C and E series	9103303982
Fuel tank	9103303993

Easy and convenient to use

Easy to fit



Potholder



Glass lids



Dometic ORIGO C100

Dometic ORIGO C200

Combined alcohol/electric stoves

Cooking afloat with all the comfort and freedom you need: these built-in alcohol stoves with integrated 12-volt ignition feature an **additional 120- or 230-volt heater coil** for every burner. So they can easily be converted into an electric stove, for example when staying in the marina. The four models are based on the A-series stoves [p. 148/149]. They have the same features and functions and the same slim-line design for space-saving installation. Optional accessories: customised glass lid and a potholder.

Dometic ORIGO C100

1-burner built-in alcohol / electric stoves with 12-volt electric ignition

3.32



Heater coil voltage	120 or 230 volts AC
Ignition voltage	12 volts DC
Burning time	approx. 4.5 hours
Number of burners	1
Burner capacity	2000 watts
Heater coil output	1200 watts
Boiling time	10 minutes for 1 litre of water
Tank capacity	1.2 litres
Dimensions [W x H x D]	270 x 160 x 365 mm
Built-in dimensions [W x H x D]	255 x 150 x 340 mm
Weight	3.5 kg
Test marks	CE



230 or 120 volts

Easy and convenient to use

Pressure-free alcohol fuel – the safest way to cook afloat

Easy to fit

Operation possible using heater coils

Dometic ORIGO C200

2-burner built-in alcohol / electric stoves with 12-volt electric ignition




Heater coil voltage	120 or 230 volts AC
Ignition voltage	12 volts DC
Burning time	approx. 4.5 hours
Number of burners	2
Burner capacity	2000 watts per burner
Heater coil output	1200 watts per heat spiral
Boiling time	10 minutes for 1 litre of water
Tank capacity	1.2 litres per tank
Dimensions [W x H x D]	500 x 160 x 365 mm
Built-in dimensions [W x H x D]	485 x 150 x 340 mm
Weight	7 kg
Test marks	CE

Product	Ref. No.
230-volt versions:	
Dometic ORIGO C100	9103303940
Dometic ORIGO C200	9103303947
120-volt versions:	
Dometic ORIGO C100	9103303938
Dometic ORIGO C200	9103303945
Optional extras	
Glass lid C100/A100	9103303992
Glass lid C200/A200	9103303991
Potholder for A, C and E series	9103303982
Fuel tank	9103303993



Glass lids



Potholder



Heater and stove all in one

Need some extra heat in your boat? The ORIGO 5100 is the perfect back-up heater. Small, lightweight and extremely efficient, it provides 1500 watts for fast additional heat. With the lid removed it can be used as a stove. It will boil a litre of water in 15 minutes and is also great for keeping food warm. Using alcohol as fuel, ORIGO 5100 is pressure-free and absolutely safe in operation

Dometic ORIGO 5100

Boat heater / 1-burner alcohol stove

3.32



Burning time	approx. 5 hours
Number of burners	1
Burner capacity	1500 watts
Boiling time	15 minutes for 1 litre of water
Tank capacity	1.2 litres
Dimensions [Ø x H]	285 x 150 – 285 mm
Weight	2.5 kg

Heater and stove all in one

Can also be used for keeping food warm

1500 watts output in heater mode

Product	Ref. No.
Dometic ORIGO 5100	9103303920
Fuel tank	9103303994

Alcohol oven + stove

Here it is – everything you could possibly need in an on-board kitchen! The Dometic ORIGO 6000 is a complete cooking station featuring an oven plus double-burner marine hob. The oven door has a large window made from toughened glass. The heat of the oven is not transferred to the outer surface – an important safety feature while at sea. The oven has an integrated temperature display. The gimbals are included with the unit.

Dometic ORIGO 6000

Free-standing alcohol oven / stove

3.32



Burning time	approx. 4.5 hours
Number of burners	3
Burner capacity	2000 watts per burner
Oven output	1500 watts
Oven capacity	22 litres
Boiling time	10 minutes for 1 litre of water
Tank capacity	1.2 litres per tank
Dimensions [W x H x D] incl. gimbals	465 x 562 x 335 mm 510 x 562 x 335 mm
Weight	28.8 kg

High cooking power on all plates – fast, flexible cooking on board

Easy access to the alcohol-fuel container – simple and safe to fill

With gimbals – to keep the stove level in all weathers



Gimbals included with each unit

Useful accessories – cutting board and potholders



Potholder



Cutting board

Product	Ref. No.
Dometic ORIGO 6000	9103303922
Optional extras	
Potholder 6000	9103303980
Cutting board 6000	9103303985
Fuel tank	9103303993





Ceramic cooktops

Elegant design and home-style comfort on board: with a compact Dometic ORIGO ceramic cooktop you can easily whip up a delicious meal for your crew. **All three models are ready for connection to either 120 volts or 230 volts.** The hotplates provide fast radiant heat and are easy to regulate with top-mounted controls. The smooth surface is easy to clean and adds an elegant touch to your galley.

Dometic ORIGO E100 1-hotplate ceramic cooktop

3.32



Input voltage	120 volts or 230 volts
Number of hobs	1
Heating capacity	1200 watts
Dimensions [W x H x D]	300 x 77 x 320 mm
Built-in dimensions [W x H x D]	275 x 80 x 294 mm
Weight	4.1 kg
Test marks	CE



230 or 120 volts

Flush-mounted – elegant appearance


Hot-surface indicator – for maximum safety

Ceramic cooktop with rounded edges

Easy to clean and keep clean

High cooking power – fast, flexible cooking on board

Dometic ORIGO E200 2-hotplate ceramic cooktop




Input voltage	120 volts or 230 volts
Number of hobs	2
Heating capacity	1200 watts
Dimensions [W x H x D]	535 x 77 x 300 mm
Built-in dimensions [W x H x D]	509 x 80 x 275 mm
Weight	6.3 kg
Test marks	CE

Dometic ORIGO E300 3-hotplate ceramic cooktop



Input voltage	120 volts or 230 volts
Number of hobs	3
Heating capacity	1200 watts
Dimensions [W x H x D]	524 x 77 x 486 mm
Built-in dimensions [W x H x D]	498 x 80 x 460 mm
Weight	9.5 kg
Test marks	CE

Product	Ref. No.
230-volt versions:	
Dometic ORIGO E100	9103303965
Dometic ORIGO E200	9103303967
Dometic ORIGO E300	9103303969
120-volt versions:	
Dometic ORIGO E100	9103303964
Dometic ORIGO E200	9103303966
Dometic ORIGO E300	9103303968
Optional extra	
Potholder for A, C and E series	9103303982



Potholder



Intelligent design for better performance

The air recirculation cooker hoods in the Dometic CK series quickly draw cooking fumes, odours and moist air out of the cabin. The compact fan, which is equipped with a 12 volt motor, is integrated into the roof dome and not into the unit itself. This design ensures a better airflow and a better performance. The external connection consists of a flexible pipe and a weather-proof cap which is installed on the roof of the boat.

The CK 400 works with a two-speed fan [70 or 125 m³/h] and provides the convenience of two-level lighting with integrated halogen lamps.



Dometic CK 400

Exhaust air recirculation cooker hood with 2-speed fan

3.36



Voltage	12 volts DC
Capacity	70/125 m³/h
Power consumption	30 watts
Quality features	2-speed fan, washable metal grease filter, 2-level lighting with halogen lamps [2 x 10 watts/12 volts, GU4], robust plastic roof dome
Dimensions [W x H x D]	400 x 45 x 275 mm
Roof opening [Ø]	105 mm
Roof dome dimensions [H x Ø]	64 x 200 mm
Weight	3 kg
Test marks	CE, e5

NEW



12 volts DC

Washable metal grease filter

2-speed fan

Robust plastic roof dome

Dometic GY 11 / GY 20 / GY 21

Roof ventilation with or without motor

3.36



	GY 11	GY 20	GY 21
Voltage	12 volts DC	-	-
Capacity	65/105 m³/h	-	-
Power consumption	30 watts	-	-
Quality features	GY 11: 2-speed fan, powerful ventilation even when the engine is turned off [3 to 12 m³/h at wind speed of 1 to 4 m/s] GY 20/GY 21: Uses the differential pressure principle; efficient and noiseless operation without moving parts		
Roof opening [Ø]	105 mm	130 mm	130 mm
Roof dome [H x Ø]	64 x 200 mm	64 x 200 mm	64 x 200 mm
Weight	0.6 kg	0.4 kg	0.5 kg

NEW

High-performance

Robust plastic roof dome [GY 11 / GY 20] or stainless steel roof dome [GY 21]

Product	Ref. No.
Dometic CK 400	9107300001
Dometic GY 11	9107300003
Dometic GY 20	9107300004
Dometic GY 21	9107300005

Innovative air recirculation cooker hood

Forget about cooking fumes, heat build-up, condensation and installation hassle! Dometic CK 2000 is the world's first cooker hood for boats to use the principle of air recirculation, so there's no need to install a roof ventilator. Cooking fumes are drawn upwards along the centre line of the unit, then the cleaned air is returned via the sides to the front. This creates an air-dome that stops fumes escaping and ensures a good suction performance (38/45 m³/h). Moreover, the patent-pending appliance is extremely efficient at a power consumption of only 5 watts. The Dometic CK 2000 comes with a washable grease filter and an easy-to-replace active carbon filter. The two integrated work lamps make for extra convenience.



Dometic CK 2000

Air recirculation cooker hood with exchangeable activated carbon filter

3.36



Voltage	12 volts DC
Capacity	38/45 m³/h
Power consumption	5 watts
Quality features	Two integrated halogen lights [2 x 10 watts, GU4], 2-level lighting, washable metal grease filter, exchangeable activated carbon filter, two-speed fan
Dimensions [W x H x D]	400 x 56 x 280 mm
Weight	2.2 kg
Test marks	CE



12 volts DC

Fast and simple installation, no need to lay ventilation hoses!

Washable metal grease filter, easily replaceable carbon filter

Easy access to grease filter and carbon filter

Two-speed fan, two integrated halogen lamps

Low weight of only 2.2 kg

Product	Ref. No.
Dometic CK 2000	9107300002
Optional extra Active carbon filter (2-pack)	9107300007



Two integrated halogen lights



Exchangeable activated carbon filter



Washable metal grease filter



Clean dishes in no time at all

You don't fancy doing the dishes by hand when you're on holiday? Don't worry, your Dometic dishwasher does them for you - easily and quietly. Its innovative Carboran housing is light and sound-absorbing, which makes for surprisingly low-noise operation. Moreover, Carboran is absolutely rust-proof and 100% recyclable.

The free-standing Dometic dishwashers feature practical technical advantages: Up to four individual programs and the efficient WBS spray arm [wide-band spray system] ensure fast and thorough cleaning. The units excel with their low water and energy consumption and are therefore environmentally friendly.



Easy operation with timer function



Uses commonly available dishwasher tabs

Dometic DW 2440S / DW 2440W

230-volt dishwasher for free-standing use

3.40



DW 2440S



DW 2440W

	DW 2440S	DW 2440W
Voltage	230 volts AC	230 volts AC
Temperature levels	50 / 55 / 65 / 70°C	50 / 55 / 65 / 70°C
Power consumption	0.63 kWh	0.63 kWh
Power input	1180 watts	1180 watts
Fuse	10 A	10 A
Noise level	48 dBA	48 dBA
Frequency	50 Hz	50 Hz
Water consumption	7 litres	7 litres
Energy efficiency class	A	A
Drying performance class	B	B
Required water pressure	0.8 bar	0.8 bar
Colour	Silver	White
Dimensions [W x H x D]	545 x 447 x 480 mm	545 x 447 x 480 mm
Weight	20.7 kg	20.7 kg
Quality features	Innovative wide-band spray system, noise-insulated stainless steel and recyclable carboran housing, automatic filter cleaning system, very low water and power consumption, switch-on delay	
Test marks	CE	CE

- Minimal weight: Just 20.7 kg
- Equipped with the innovative WBS spray arm [wide-band spray system]
- Automatic filter cleaning system
- Very low water and power consumption
- Including a timer function
- Available in two colours

Dometic DW 2410

230-volt dishwasher for free-standing use

3.40



Voltage	230 volts DC
Frequency	50 Hz
Temperature levels	40 / 50 / 55 / 65 / 70°C
Power consumption	0.57 kWh
Power input	1280 watts
Fuse	10 A
Noise level	57 dBA
Water consumption	8 litres
Energy efficiency class	A
Drying performance class	B
Required water pressure	0.8 bar
Colour	White
Dimensions [W x H x D]	450 x 460 x 480 mm
Weight	16.5 kg
Quality features	Low in weight, innovative wide-band spray system, noise-insulated stainless steel and recyclable carboran housing, low water and power consumption, switch-on delay
Test marks	CE

- NEW**
- Very light, only 16.5 kg
- Equipped with the innovative WBS spray arm [wide-band spray system]
- Automatic filter cleaning system
- Low water and power consumption
- Compact dimensions

The compact class

Attention! Not suitable for use in the UK

Product	Ref. No.
Dometic DW 2440S	9102300080
Dometic DW 2440W	9102300081
Dometic DW 2410	9103500001



Available in a
**12- and
24-volt**
version

Hot passion on board

Comfort where and when you need it

Something hot is what you need: this handy kettle, especially designed for operation on board, provides you with a pot of tea, a cup of coffee or a mug of soup in no time at all. The robust gadget is available in two versions for 12-volt and 24-volt operation. The automatic cut-off function stops it from overheating when empty and ensures safe and comfortable handling. An indispensable helper on board!



WAECO PerfectKitchen MCK 750

Electric kettle for 12 or 24 volts

3.14



Capacity	approx. 0.75 litres
Voltage	12 or 24 volts DC
Average power consumption	12 volts: 200 watts, 24 volts: 380 watts
Colour	Black / silver
Dimensions (W x H x D)	190 x 205 x 125 mm (incl. fixing kit)
Weight	0.8 kg
Quality features	Robust relay technology, switches off automatically when the boiling temperature has been reached, or when there's no water in the kettle, status indication
Test marks	e-approved (Automotive EMC Directive), complies with the German Foodstuff and Consumer Goods Act (LMBG)
Scope of delivery	Fixing kit for wall or desk mounting

Tailor-made
for mobile use

Robust relay technology

Wall or
desk mounting

Product	Ref. No.
PerfectKitchen MCK 750, 12 volts	MCK-750-12/N
PerfectKitchen MCK 750, 24 volts	MCK-750-24/N



Setting you up for the day

Mobile coffee maker for 8 cups

There is nothing like a good cup of coffee to set you up for the day – even when you’re on holiday. Freshly brewed from your favourite brand of coffee, just as you like it. The smell alone is enough to invigorate you and get you up and enjoying the day. The WAECO PerfectCoffee MC08 makes up to 8 cups of coffee in just a few minutes and then finishes the brewing process fully automatically – it’s

better to be on the safe side. The elegantly shaped insulated pot keeps the coffee hot and aromatic. The MC 08 has been especially designed for mobile use. It is particularly space-saving and available in a 12-volt and 24-volt version.

WAECO PerfectCoffee MC 08

Coffee maker de Luxe for 8 cups, 12 or 24 volts

3.13



Capacity	8 cups (750 ml)
Voltage	12 or 24 volts DC
Average power consumption	12 volts: 200 watts, 24 volts: 360 watts
Colour	Black / silver
Dimensions (W x H x D)	285 x 320 x 100 mm
Weight	1.8 kg
Quality features	Slim, space-saving design, removable water tank, water level indicator, robust relay technology, LED status indication, cut-off after brewing
Test marks	e-approved (Automotive EMC Directive), complies with the German Foodstuff and Consumer Goods Act (LMBG)
Scope of delivery	Insulated pot, fixing kit for wall or desk mounting

Automatic cut-off after brewing

Convenient operation

Removable water tank

Robust relay technology

Wall or desk mounting

Product	Ref. No.
PerfectCoffee MC08, 12 volts	MC-8-12LX/N
PerfectCoffee MC08, 24 volts	MC-8-24LX/N

Slim design that fits anywhere

Here’s one that fits where others won’t. At a depth of just 10 centimetres the PerfectCoffee MC 08 is easy to accommodate, even in confined spaces. Choose the place you like best. Wall or desk mounting, either is possible. The fixing kit included with each unit gives your coffee maker a firm hold. On top of that, there are many details for extra convenience. For example, a removable water tank that can be filled directly from the tap.

