

Mobile comfort solutions

Wet/dry vacuum cleaner
Safes

136 – 137
138 – 139

 **Dometic**
THE BEN OF COMFORT

 **WAECO**
mobile solutions



Battery-operated wet-and-dry vacuum cleaner

Get rid of that dirt!

The handy vacuum cleaner comes complete with integrated battery – no need for an external power supply. And it's strong enough to get rid of the most ground in dirt. Even liquids are no problem for the combined wet-and-dry cleaner. It doesn't require much room for storage, either: small and compact, the handy gadget slots in to the storage compartment of your boat, the boot of your car, or the storeroom at home.

WAECO PowerVac PV 100

Wet/dry vacuum cleaner with 12-volt rechargeable battery

3.31



Features & functions

- > Handy, battery-powered vacuum cleaner for mobile use in cars, motorhomes, caravans, boats and home
- > Maximum mobility with rechargeable 12-volt battery
- > Can be recharged from 12 and 230 volts
- > Easy-to-clean dust container and fabric filter
- > Cleaning power: 400 mm water column

Motor	12 volts DC, 28,000 rpm
Battery	12 volts DC, 2.6 Ah
Operating time	approx. 18 min ±10%
Charging time	10 to 14 h (automatic cut-off)
Capacity	3.8 litres
Power consumption	approx. 90 watts
Cleaning power	approx. 400 mm water column (±10%)
Operating temperature	0°C to +40°C
Material	Handle: ABS Filter: polyester Dust container: PP
Dimension (W x H x D)	270 x 320 x 198 mm
Weight	2150 g

Scope of delivery: vacuum cleaner, hose, attachments for upholstery, rugs and narrow gaps, carrying strap, mains adapter, 12-volt charging cable, operating instructions

Product	Ref. No.
PowerVac PV 100	PV-100



Perfect cleaning performance!

The WAECO PowerVac battery gives you 18 minutes of uninterrupted operation. Then it's time to connect it to the mains for recharging. Using the connection that is part of the set, recharging takes between 10 and 14 hours. The process is electronically controlled and completed to prevent overcharging. The vacuum cleaner comes with a 3.8 litre dust container and reusable fabric filter, both of which are simply taken off for emptying and cleaning.

Top cleaning power – minimal power consumption

What many of us don't know is that you can't judge a vac's cleaning power by its watt rating alone. Much more relevant is the generated under-pressure measured in millimetres of water column. This is where the PowerVac scores excellent results. Compared with a 1200-watt high-tech vacuum cleaner, which generates about 1,500 mm of water column, the battery vac achieves a proud 400 mm at a modest power consumption of 90 watts!

A clean solution, perfect down to the last detail



Suitable for both wet and dry vacuum cleaning



Brush attachment for doormats, rugs and upholstery



Easy cleaning thanks to detachable dust container and fabric filter



Extendible crevice nozzle for narrow gaps



A safe bet for storing your valuables

Dometic safes leave no point of attack for thieves and burglars. Laser-cut doors and two 18 mm steel pivots provide safe storage for your valuables while on the move. The ideal security concept for your yacht – designed by a company that sets the quality benchmarks for hotel safe security worldwide.

Compact and sturdy: the key-locking **mechanical models Dometic SAFE 281C and 361C** provide many features for enhanced security.

- Mechanical locking system
- Laser-cut doors and frames
- Tight tolerances between door and frame
- Door locking with two 18 mm steel pivots
- Flexible installation: horizontal or vertical
- Available in two sizes: compact safe or laptop format

Extra security: the two **automatic models Dometic SAFE MD 281C and MD 361C** meet highest demands in terms of operating comfort and design.

- Automatic motor locking
- Electronic locking by code entry with 5-minute memory function
- Illuminated LED display
- Emergency access with masterkey
- Laser-cut doors and frames
- Tight tolerances between door and frame
- Door locking with two 18 mm steel pivots
- Flexible installation: horizontal or vertical
- Available in two sizes: compact safe or laptop format

Dometic SAFE 281C / 361C

Safes with mechanical locking system

For secure storage of valuables on yachts and boats

3.34



	281C	361C
Capacity	8.3 litres	24.5 litres
Net weight	6.5 kg	12.7 kg
Dimensions [W x H x D]	280 x 165 x 235 mm	360 x 190 x 410 mm
Steel wall thickness	Door: 5.0 mm, cabinet: 1.5 mm	
Colour	Anthracite	
Quality features	Laser-cut door, very tight tolerances between door and cabinet, door locking with 2 steel pivots, robust inside hinges and locks without any plastic parts, vertical or horizontal installation	
Certification	RoHS	

Scope of delivery: safe, 2 keys, operating instructions

Product	Ref. No.
SAFE 281C	910660001
SAFE 361C	910660002
Optional extra Fixing kit	910660005

NEW

Mechanical locking system

High-grade finish for maximum security

Easy key operation

Dometic SAFE 361C in laptop size

Dometic SAFE MD 281C / MD 361C

Safes with automatic locking system

For secure storage of valuables on yachts and boats

3.34



	MD 281C	MD 361C
Capacity	8.3 litres	24.5 litres
Net weight	6.5 kg	12.8 kg
Dimensions [W x H x D]	280 x 165 x 235 mm	360 x 190 x 410 mm
Steel wall thickness	Door: 5.0 mm, cabinet: 1.5 mm	
Colour	Anthracite	
Quality features	Automatic motor locking system [battery-powered], electronic locking with 4-digit code [changeable] and 5-minute memory function, battery-low indication, laser-cut door, very tight tolerances between door and cabinet, door locking with 2 steel pivots, vertical or horizontal installation	
Certification	RoHS, EMC	

Scope of delivery: safe, 2 emergency access keys, plastic door knob, 4 Duracell batteries, operating instructions

Product	Ref. No.
SAFE MD 281C	910660003
SAFE MD 361C	910660004
Optional extra Aluminium door knob	910660006
Fixing kit	910660005

NEW

Automatic locking system

Electronic locking by code entry with 5-minute memory function

Attractive design with illuminated LED display

High-grade finish for maximum security

Dometic SAFE MD 361C in laptop size

15" laptop size



No point of attack for burglars: laser-cut doors and frames



Functional aesthetics: illuminated LED display on MD 281C and MD 361C safes



Practical laptop size: Safes 361C and MD 361C



Mobile kitchen solutions

SMEV



Ovens with grill	146 – 147
Cooker/oven combinations	148 – 151
Built-in hobs (with glass lid)	152 – 153
Hobs	154 – 155
Built-in hob/sink combinations (with glass lid)	156 – 157
Built-in hob/sink combinations	158 – 159
Built-in sinks (with glass lid)	160 – 161
Built-in sinks	162 – 163
Ceramic cooktop / 230-volt grill / Accessories	164 – 165



Dometic ORIGO

Alcohol stoves	168 – 173
Alcohol/electric stoves	174 – 175
Alcohol stoves / alcohol oven + stove	176 – 177
Ceramic cooktops	178 – 179

Air recirculation cooker hood / dishwasher	180 – 183
Water kettle / Coffee-Makers	184 – 187



Mobile kitchen equipment

Cook, bake, grill and wash up to perfection

Functional kitchen appliances for enjoyment on board

Relaxation and enjoyment – that is what holidays are for. At last you have the time to cook when and what you want. With fresh ingredients, with passion ... and with the functional kitchen appliances from **Dometic, WAECO and SMEV**. They have been designed specifically for use in a mobile kitchen: compact, easy to use and energy efficient because electricity, gas and alcohol fuel are costly resources on board. We hope you enjoy cooking in your mobile kitchen!

SMEV – cooking with gas



Cooker/oven combination



SMEV CU333GTWM
pages 148 – 151

Built-in hob



SMEV PI8463M
pages 152 – 153

Hob/sink combination



SMEV MO8821RM
pages 156 – 159

Built-in sink



SMEV VA8006
pages 160 – 163

Dometic ORIGO – alcohol stoves & ceramic cooktops



Alcohol stove – free-standing model



Dometic ORIGO 3000
pages 168 – 169

Alcohol stove – built-in model



Dometic ORIGO 4100 GL
pages 170 – 173

Alcohol/electric stove – built-in model



Dometic ORIGO C200 GL
pages 174 – 175

Ceramic cooktop



Dometic ORIGO E200
pages 178 – 179

More kitchen solutions



Air recirculation cooker hood



Dometic CK 2000
pages 180 – 181

Dishwasher



Dometic DW 2440S
pages 182 – 183

Water kettle



WAECO PerfectKitchen MCK 750
pages 184 – 185

Coffee-Maker



WAECO PerfectCoffee MC 08
pages 186 – 187



SMEV – the premium class

Exclusive equipment for your galley

Quality and design at their best... and a touch of luxury

If only the best will do for the most precious time of the year then SMEV is the obvious choice. High-grade materials and an excellent finish convey the outstanding quality of this kitchen range. Its premium status can of course be experienced in daily use.

Well-planned functionality, hard-wearing design – SMEV appliances add value to your galley and pleasure to your culinary cruise.

Ovens with grill

For all kinds of delicacies: nicely rising cakes or aromatic pizzas, juicy roasts or crisp chicken, grilled dinners or quick toasts. Completely equipped. For permanent installation.

Pages 146 – 147



SMEV F0311GT

Cooker/oven combinations

All-round talents: cook, fry, bake and grill with a single unit. A treat to use with unmatched versatility and economy of space. Smart, functional details. The central point of your galley.

Pages 148 – 151



SMEV CU333GTM

Built-in hobs

Hot passion on board: double- and triple-burner hobs for gas operation. With ergonomically positioned controls and a protective glass lid which gives you extra worktop space when you've finished the cooking.

Pages 152 – 153




SMEV PI8463M

Hobs

High-quality double-burner hob for versatile free-standing use. Quickly set up and stowed away. The single-burner built-in hobs of sturdy stainless steel are barely larger than an A4 sheet. Gas burners with safety ignition system.

Pages 154 – 155



SMEV PI2232M

Hob/sink combinations

Most efficient use of galley worktop space: ultra-compact combination of double-burner hob and sink. Durable stainless steel. Gas burners with safety ignition system.

Pages 156 – 159



SMEV MO917LM

Sinks

Here you are bound to find a matching sink for your galley. Round or square, in various dimensions, with or without glass lid, and with drainer, too. Sturdy stainless steel design of lasting value.

Pages 160 – 163



SMEV VA8306R



SMEV ovens with grill

Nicely rising cakes or aromatic pizzas, juicy roasts or crisp chickens, grilled dinners or quick toasts ... you can create the most delicious delicacies with your exclusive SMEV oven on board. Setting the temperature and grill function is easy and comfortable. The well-insulated oven door does not heat up during the cooking process. The mounting frame for permanent installation is made from sturdy stainless steel, just like the oven tray that is part of the delivery package.

SMEV FO311GT / FO311GTB

Ovens with grill

3.38



FO311GT



FO311GTB

	FO311GT	FO311GTB
Voltage	12 volts DC	12 volts DC
Oven output	1.0 kW	1.0 kW
Gas consumption oven	73 g/h	73 g/h
Grill output	1.3 kW	1.3 kW
Gas consumption grill	95 g/h	95 g/h
Gas supply pressure	30 mbar	30 mbar
Total output	2.3 kW	2.3 kW
Total consumption	168 g/h	168 g/h
Quality features	Thermostat, interior light, electronic 12-volt ignition, safety ignition system, grill included, large 30-litre capacity, easy to use and install, easy-clean door and interior, bottom-hinged door, chimney connection. Stainless steel baking tray and oven rack included with each unit. Glass door with safety locking [FO311GT] Stainless steel door with safety locking and window [FO311GTB]	
Dimensions [WxHxD]	530 x 430 x 415 mm	530 x 430 x 415 mm
Test mark	CE	CE



12 volts DC



Gas

Thermostat

Interior light

Electronic 12-volt ignition

Safety ignition system

Equipped with grill

Oven doors with safety locking

SMEV FO391GTL / FO391GTR

Ovens with grill



FO391GTL



FO391GTR

	FO391GTL	FO391GTR
Voltage	12 volts DC	12 volts DC
Oven output	1.0 kW	1.0 kW
Gas consumption oven	73 g/h	73 g/h
Grill output	1.3 kW	1.3 kW
Gas consumption grill	95 g/h	95 g/h
Gas supply pressure	30 mbar	30 mbar
Total output	2.3 kW	2.3 kW
Total consumption	168 g/h	168 g/h
Quality features	Thermostat, interior light, electronic 12-volt ignition, safety ignition system, grill included, large 30-litre capacity, easy to use and install, easy-clean door and interior. Left-hinged door [FO391GTL] or right-hinged door [FO391GTR], glass door with safety locking, chimney connection. Stainless steel baking tray and oven rack included with each unit.	
Dimensions [WxHxD]	525 x 438 x 422 mm	525 x 438 x 422 mm
Test mark	CE	CE

Product	Ref. No.
SMEV FO311GT	9102300001
SMEV FO311GTB	9102300002
SMEV FO391GTL	9102300003
SMEV FO391GTR	9102300004



The all-in-one universal oven

- 1 Electronic 12-volt ignition
- 2 Including grill
- 3 Oven doors with safety locking
- 4 Stainless steel burner caps
- 5 Potholder
- 6 Gimbals
- 7 Wood finish

SMEV cooker/oven combination “Compact”

Whatever is on the menu – you can prepare any hot meal with this complete SMEV combination hob and oven. Cook, fry, bake or grill to your heart's content and in the smallest of spaces. Cooker hob and oven controls are front-mounted for ease of use. Oven with thermostat. Attractive design using high quality stainless steel. A sophisticated feature in your mobile kitchen!



SMEV CU333GTM

Oven with grill and 2-burner hob



Voltage	12 volts DC
Oven output	1.0 kW
Gas consumption oven	73 g/h
Grill output	1.3 kW
Gas consumption grill	95 g/h
Cooker output	2.8 kW
Gas consumption hob	204 g/h
Gas supply pressure	30 mbar
Total output	5.1 kW
Total gas consumption	372 g/h
Number of burners	2
Quality features	Thermostat, interior light, electronic 12-volt ignition, safety ignition system, grill included, large 30-litre capacity, easy to use and install, easy-clean door and interior, bottom-hinged door, glass door with safety locking, stainless steel burner caps, chromed pan supports, gimbals. Potholder, stainless steel baking tray, roasting spit and oven rack included with each unit.
Dimensions [WxHxD]	486 x 390 x 415 mm
Test mark	CE

SMEV CU333GTWM [wood finish]

Oven with grill and 2-burner hob



Voltage	12 volts DC
Oven output	1.0 kW
Gas consumption oven	73 g/h
Grill output	1.3 kW
Gas consumption grill	95 g/h
Cooker output	2.8 kW
Gas consumption hob	204 g/h
Gas supply pressure	30 mbar
Total output	5.1 kW
Total gas consumption	372 g/h
Number of burners	2
Quality features	Thermostat, interior light, electronic 12-volt ignition, safety ignition system, grill included, large 30-litre capacity, easy to use and install, easy-clean door and interior, bottom-hinged door, stainless steel door with safety locking and window, elegant wood finish, stainless steel burner caps, chromed pan supports, gimbals. Potholder, stainless steel baking tray, roasting spit and oven rack included with each unit.
Dimensions [WxHxD]	486 x 390 x 415 mm
Test mark	CE

Product	Ref. No.
SMEV CU333GTM	9102300061
SMEV CU333GTWM	9102300062

3.38



12 volts DC



Gas

Thermostat

Interior light

Electronic 12-volt ignition

Safety ignition system

Equipped with grill

Oven doors with safety locking

Stainless steel burner caps

Gimbals

Supplied complete with stainless steel baking tray, roasting spit and oven rack

Elegant wood finish CU333GTWM



Stainless steel potholder




For gourmet chefs
on the
high seas

- 1 Glass door with safety locking
- 2 Pothead
- 3 Safety ignition system
- 4 Gimbals

SMEV cooker/oven combination “Gourmet”

The flagship for connoisseurs: a three-burner hob provides the creative setting for the ambitious hobby chef – and even professionals feel right at home with the SMEV “Gourmet”. The elegant stainless steel railing keeps pots and pans in place even when the sea is rough. The oven with integrated grill has plenty of space and several preset programmes for cooking up delicious roasts and grilled specialities. Could cooking on board be more practical?



Stainless steel burner caps, chromed pan support and safety ignition system

SMEV CU311GTM / CU311GTWM

Oven with grill and 4-burner hob



CU311GTM



CU311GTWM
[wood finish]

	CU311GTM	CU311GTWM
Voltage	12 volts DC	12 volts DC
Oven output	1.0 kW	1.0 kW
Gas consumption oven	73 g/h	73 g/h
Grill output	1.3 kW	1.3 kW
Gas consumption grill	95 g/h	95 g/h
Cooker output	5.6 kW	5.6 kW
Gas consumption hob	408 g/h	408 g/h
Gas supply pressure	30 mbar	30 mbar
Total output	7.9 kW	7.9 kW
Total gas consumption	576 g/h	576 g/h
Number of burners	4	4

Quality features

Thermostat, interior light, electronic 12-volt ignition, safety ignition system, grill included, large 30-litre capacity, easy to use and install, easy-clean door and interior, bottom-hinged door, stainless steel burner caps, chromed pan support, gimbals, Pothead, stainless steel baking tray, roasting spit and oven rack included with each unit. Glass door with safety locking [CU311GTM] Stainless steel door with safety locking and window, elegant wood finish [CU311GTWM]

Dimensions [WxHxD]	486 x 390 x 415 mm	486 x 390 x 415 mm
Test mark	CE	CE

SMEV CU335GTM / CU335GTWM

Ovens with grill and 3-burner hob



CU335GTM



CU335GTWM
[wood finish]

	CU335GTM	CU335GTWM
Voltage	12 volts DC	12 volts DC
Oven output	1.0 kW	1.0 kW
Gas consumption oven	73 g/h	73 g/h
Grill output	1.3 kW	1.3 kW
Gas consumption grill	95 g/h	95 g/h
Cooker output	4.6 kW	4.6 kW
Gas consumption hob	335 g/h	335 g/h
Gas supply pressure	30 mbar	30 mbar
Total output	6.9 kW	6.9 kW
Total gas consumption	503 g/h	503 g/h
Number of burners	3	3

Quality features

Thermostat, interior light, electronic 12-volt ignition, safety ignition system, grill included, large 30-litre capacity, easy to use and install, easy-clean door and interior, bottom-hinged door, stainless steel burner caps, chromed pan supports, gimbals. Pothead, stainless steel baking tray, roasting spit and oven rack included with each unit. Glass door with safety locking [CU335GTM] Stainless steel door with safety locking and window, elegant wood finish [CU335GTWM]

Dimensions [WxHxD]	486 x 390 x 415 mm	486 x 390 x 415 mm
Test mark	CE	CE

Product	Ref. No.
SMEV CU311GTM	9102300065
SMEV CU311GTWM	9102300066
SMEV CU335GTM	9102300063
SMEV CU335GTWM	9102300064

3.38



12 volts DC



Gas

Thermostat

Interior light

 Electronic 12-volt
ignition

Safety ignition system

Equipped with grill


 Oven doors with
safety locking

Gimbals

 Supplied complete with
stainless steel baking
tray, roasting spit and
oven rack

 Elegant wood finish
CU333GTWM and
CU335GTWM


Stainless steel
pothead




SMEV built-in hobs with glass lid

Keeping three pots on the go at the same time is child's play with this three-burner hob. Ergonomically positioned controls keep you in perfect command of the cooking process. The hob is installed flush with the worktop. When you have finished cooking you can close the lid to gain additional workspace – and protect your hob at the same time. For an even more compact version choose the two-burner hob which requires even less space.



SMEV PI8062M 2-burner hob with glass lid



Voltage	12 volts DC
Output	2.8 kW
Gas consumption	204 g/h
Gas supply pressure	30 mbar
Number of burners	2
Quality features	Integrated heat-resistant safety glass lid, detachable heat-resistant safety glass lid
Dimensions [WxD]	480 x 370 mm
Test mark	CE

SMEV PI8063M 3-burner hob with glass lid



Voltage	12 volts DC
Output	4.6 kW
Gas consumption	335 g/h
Gas supply pressure	30 mbar
Number of burners	3
Quality features	Integrated heat-resistant safety glass lid, detachable chromed pan support, stainless steel burner caps, safety ignition system, recessed controls, electronic 12-volt ignition, AC 540 siphon, rubber seal, potholder
Dimensions [WxD]	560 x 440 mm
Test mark	CE

SMEV PI8463M 3-burner hob with glass lid



Voltage	12 volts DC
Output	4.6 kW
Gas consumption	335 g/h
Gas supply pressure	30 mbar
Number of burners	3
Quality features	Integrated heat-resistant safety glass lid, detachable chromed pan support, stainless steel burner caps, safety ignition system, recessed controls, electronic 12-volt ignition, AC 540 siphon, rubber seal
Dimensions [WxD]	590 x 350 mm
Test mark	CE

Product	Ref. No.
SMEV PI8062M	9102300008
SMEV PI8063M	9102300009
SMEV PI8463M	9102300010
Optional extras	
Siphon, angled waste fitting, Ø 25 mm [AC 530]	9102300082
Siphon, straight waste fitting, Ø 25 mm [AC 535]	9102300083
Siphon, angled waste fitting, Ø 20 mm [AC 540]	9102300084
Siphon, straight waste fitting, Ø 20 mm [AC 545]	9102300085
Siphon, double waste fitting, Ø 25 mm [AC 557]	9102300086

3.38



12 volts DC



Gas

Integrated heat-resistant safety glass lid

Stainless steel burner caps

Detachable pan support- easy to clean

Safety ignition system

Electronic 12-volt ignition



Potholders [PI8062M] [PI8063M]



Straight waste fitting, Ø 20/25 mm



Angled waste fitting, Ø 20/25 mm



Double waste fitting, Ø 25 mm

Movable Feast



- 1 Detachable pan support
- 2 Stainless steel burner caps
- 3 Piezo ignition

SMEV hobs

Not enough space in the galley for a built-in hob? Or is cooking of secondary importance to you? If that is the case we would like to recommend the high quality **SMEV double-burner hob** for occasional use. The free-standing unit is set up in a trice and stowed away just as quickly. **SMEV single-burner flush-mounted built-in hobs** are no larger than a sheet of A4 paper with a slim and elegant exterior made from hard-wearing stainless steel.

Gas burners with safety ignition system. Detachable pan support.



Detachable pan support, 2.3 kW burner, stainless steel burner cap


PI8621RP

SMEV PI2232M 2-burner hob




Output	2.8 kW
Gas consumption	204 g/h
Gas supply pressure	30 mbar
Number of burners	2
Quality features	Detachable chromed pan support, stainless steel burner caps, safety ignition system, Piezo ignition, rubber seal, potholder
Dimensions [WxD]	380 x 280 mm
Test mark	CE

SMEV PI8621SP 1-burner hob



Output	1.7 kW
Gas consumption	124 g/h
Gas supply pressure	30 mbar
Number of burners	1
Quality features	Detachable chromed pan support, stainless steel burner cap, safety ignition system, Piezo ignition
Dimensions [WxHxD]	240 x 102 x 320 mm
Test mark	CE

SMEV PI8621RP 1-burner hob



Output	2.3 kW
Gas consumption	167 g/h
Gas supply pressure	30 mbar
Number of burners	1
Quality features	Detachable chromed pan support, stainless steel burner cap, safety ignition system, Piezo ignition
Dimensions [WxHxD]	240 x 102 x 320 mm
Test mark	CE

Product	Ref. No.
SMEV PI2232M	9102300032
SMEV PI8621SP	9102300034
SMEV PI8621RP	9102300033



Gas

Piezo ignition

Detachable chromed pan support

Stainless steel burner cap

Safety ignition system

3.38



- 1** Pan support
- 2** Tap [optional]
- 3** Recessed controls
- 4** Glass lid of heat-resistant safety glass

SMEV built-in hob/sink combination


Each centimetre counts in an on-board kitchen, where space is limited and a large, roomy cooker just doesn't fit. That doesn't mean you have to give up cooking and enjoying your food, however. Underneath their break-proof glass lids the creative and functional SMEV combination units accommodate single- or double-burner hobs and the sinks to match – all in the smallest possible space. There is no room for excuses now for not cooking on board. We bet that before long you won't want to be without it.



Supplied with glass lid, comfortable drainer/hob cover and waste tray

SMEV MO8322RM

2-burner hob/sink combination with glass lid



Voltage	12 volts DC
Output	2.8 kW
Gas consumption	204 g/h
Gas supply pressure	30 mbar
Number of burners	2
Quality features	Integrated heat-resistant safety glass lid, detachable chromed pan support, stainless steel burner caps, safety ignition system, recessed controls, electronic 12-volt ignition, AC 540 siphon, rubber seal
Dimensions [WxHxD]	680 x 142 x 440 mm
Test mark	CE

Taps not included!



Gas

Electronic 12-volt ignition [MO8322]

Piezo ignition [MO8821]

Heat-resistant safety glass

Detachable pot grid – easy to clean

Stainless steel burner caps

Safety ignition system

Tap fitting inside

SMEV MO8821RM / MO8821LM

1-burner hob/sink combinations with glass lid



MO8821RM



Drainer included



MO8821LM

	MO8821RM	MO8821LM
Output	1.0 kW	1.0 kW
Gas consumption	73 g/h	73 g/h
Gas supply pressure	30 mbar	30 mbar
Number of burners	1	1
Quality features	Integrated heat-resistant safety glass lid, comfortable drainer/hob cover, detachable chromed pan support, stainless steel burner cap, safety ignition system, recessed controls, Piezo ignition, AC 540 siphon, rubber seal, waste tray	
Dimensions [WxHxD]	525 x 152 x 421 mm	525 x 152 x 421 mm
Test mark	CE	CE

Taps not included!

Product	Ref. No.
SMEV MO8322RM	9102300015
SMEV MO8821RM	9102300016
SMEV MO8821LM	9102300017
Optional extras	
Tap AC 539 [Plastic, colour: chrome]	9102300076
Tap AC 537 [Brass, colour: chrome]	9102300077
Siphon, angled waste fitting, Ø 25 mm [AC 530]	9102300082
Siphon, straight waste fitting, Ø 25 mm [AC 535]	9102300083
Siphon, angled waste fitting, Ø 20 mm [AC 540]	9102300084
Siphon, straight waste fitting, Ø 20 mm [AC 545]	9102300085
Siphon, double waste fitting, Ø 25 mm [AC 557]	9102300086



Straight waste fitting, Ø 20/25 mm



Angled waste fitting, Ø 20/25 mm



Double waste fitting, Ø 25 mm



Taps available as optional extra



SMEV built-in hob/sink combinations

If you want to save on space without compromising on quality then SMEV always has an intelligent solution to hand. For example, solutions combining double-burner hobs and a sink. Made from sturdy stainless steel and compact in design, SMEV cooker/sink combinations are barely the width of a standard oven while the slim-line version is a full 11 cm narrower. Gas burners with safety ignition system. **Supplied without tap.**



SMEV MO917RM / MO917LM 2-burner hob/sink combinations

3.38



MO917RM



MO917LM

	MO917RM	MO917LM
Output	2.8 kW	2.8 kW
Gas consumption	204 g/h	204 g/h
Gas supply pressure	30 mbar	30 mbar
Number of burners	2	2
Quality features	Detachable chromed pan supports, stainless steel burner caps, safety ignition system, recessed controls, AC 540 siphon, rubber seal, potholder	
Dimensions [WxHxD]	600 x 120 x 420 mm	600 x 120 x 420 mm
Test mark	CE	CE

Taps not included!



Gas

Detachable pot grid – easy to clean

Stainless steel burner caps

Safety ignition system

Potholder

Tap fitting outside



Straight waste fitting, Ø 20/25 mm



Angled waste fitting, Ø 20/25 mm



Double waste fitting, Ø 25 mm



Taps available as optional extra

SMEV MO927RM / MO927LM 2-burner hob/sink combinations



MO927RM



MO927LM

	MO927RM	MO927LM
Output	2.8 kW	2.8 kW
Gas consumption	204 g/h	204 g/h
Gas supply pressure	30 mbar	30 mbar
Number of burners	2	2
Quality features	Detachable chromed pan support, stainless steel burner caps, safety ignition system, recessed controls, AC 540 siphon, rubber seal, potholder	
Dimensions [WxHxD]	490 x 120 x 460 mm	490 x 120 x 460 mm
Test mark	CE	CE

Taps not included!


Product	Ref. No.
SMEV MO917RM	9102300041
SMEV MO917LM	9102300040
SMEV MO927RM	9102300043
SMEV MO927LM	9102300042
Optional extras	
Tap AC 539 [Plastic, colour: chrome]	9102300076
Tap AC 537 [Brass, colour: chrome]	9102300077
Siphon, angled waste fitting, Ø 25 mm [AC 530]	9102300082
Siphon, straight waste fitting, Ø 25 mm [AC 535]	9102300083
Siphon, angled waste fitting, Ø 20 mm [AC 540]	9102300084
Siphon, straight waste fitting, Ø 20 mm [AC 545]	9102300085
Siphon, double waste fitting, Ø 25 mm [AC 557]	9102300086



SMEV built-in sinks with glass lid

Doing the dishes is a necessary evil. But at least the SMEV round sink helps you to make the best of it. The wide product selection makes it easy to find the optimum solution for your installation needs: round or square, sinks in various dimensions, with glass lid, and with drainer, too. Long-lasting design in sturdy stainless steel. All sinks are supplied complete with plug hole and rubber seal, taps are not included.

SMEV VA7306FP Round sink with glass lid



Quality features	Integrated heat-resistant safety glass lid, tap fitting inside, AC 540 siphon, rubber seal
Dimensions [WxHxD]	420 x 148 x 420 mm

Tap not included!

Heat resistant safety glass

Tap fitting inside

SMEV VA8005 Square sink with glass lid



Quality features	Integrated heat-resistant safety glass lid, tap fitting inside, AC 540 siphon, rubber seal
Dimensions [WxHxD]	420 x 145 x 370 mm

Tap not included!

SMEV VA8006 Square sink with glass lid



Quality features	Integrated heat-resistant safety glass lid, tap fitting inside, AC 540 siphon, rubber seal
Dimensions [WxHxD]	420 x 145 x 440 mm

Tap not included!

SMEV VA8306R Sink with drainer and glass lid



Quality features	Integrated heat-resistant safety glass lid, stainless steel drainer, tap fitting inside, AC 540 siphon, rubber seal
Dimensions [WxHxD]	680 x 150 x 440 mm

Tap not included!

Product	Ref. No.
SMEV VA7306FP	9102300030
SMEV VA8005	9102300027
SMEV VA8006	9102300028
SMEV VA8306R	9102300029
Optional extras	
Tap AC 539 [Plastic, colour: chrome]	9102300076
Tap AC 537 [Brass, colour: chrome]	9102300077
Siphon, angled waste fitting, Ø 25 mm [AC 530]	9102300082
Siphon, straight waste fitting, Ø 25 mm [AC 535]	9102300083
Siphon, angled waste fitting, Ø 20 mm [AC 540]	9102300084
Siphon, straight waste fitting, Ø 20 mm [AC 545]	9102300085
Siphon, double waste fitting, Ø 25 mm [AC 557]	9102300086



Straight waste fitting, Ø 20/25 mm

Angled waste fitting, Ø 20/25 mm

Double waste fitting, Ø 25 mm



Taps available as optional extra



NEW
Polished finish

SMEV built-in sinks

In addition to compact sinks for all installation situations [page 160] we also offer the “grown up” models in SMEV quality – with diameters of up to 400 mm or an edge length of 400 x 400 mm. Plenty of space to wash away all traces of a sumptuous banquet. Also with integrated drainer. Sturdy finish in stainless steel, supplied without tap.

SMEV VA928 / VA503 Round sinks



	VA928
Quality features	AC 540 siphon, rubber seal
Dimensions [diameter x D]	400 x 130 mm
	VA503
Quality features	Extra-deep, mirror-polished finish AC 540 siphon, rubber seal
Dimensions [diameter x D]	380 x 180 mm

NEW
Polished finish

Tap not included!

Supplied with
AC 540 siphon

Rubber seal
included

SMEV VA930 / VA501 Square sinks



	VA930
Quality features	AC 540 siphon, rubber seal
Dimensions [WxHxD]	280 x 145 x 380 mm
	VA501
Quality features	Extra-deep, polished finish AC 540 siphon, rubber seal
Dimensions [WxHxD]	400 x 200 x 400 mm

NEW
polished finish

Tap not included!

SMEV VA932 Square sink



Quality features	AC 540 siphon, rubber seal
Dimensions [WxHxD]	380 x 145 x 380 mm

Tap not included!

SMEV VA936 / VA945 Square sink with drainer / double sink



	VA936
Quality features	AC 540 siphon, rubber seal, drainer
Dimensions [WxHxD]	590 x 125 x 370 mm
	VA945
Quality features	2 AC 540 siphons, rubber seal
Dimensions [WxHxD]	575 x 100-110 x 370 mm

Tap not included!

Product	Ref. No.
SMEV VA928	9102300051
SMEV VA503	9102300079
SMEV VA930	9102300052
SMEV VA501	9102300078
SMEV VA932	9102300053
SMEV VA936	9102300054
SMEV VA945	9102300055
Optional extras	
Tap AC 539 [Plastic, colour: chrome]	9102300076
Tap AC 537 [Brass, colour: chrome]	9102300077
Siphon, angled waste fitting, Ø 25 mm [AC 530]	9102300082
Siphon, straight waste fitting, Ø 25 mm [AC 535]	9102300083
Siphon, angled waste fitting, Ø 20 mm [AC 540]	9102300084
Siphon, straight waste fitting, Ø 20 mm [AC 545]	9102300085
Siphon, double waste fitting, Ø 25 mm [AC 557]	9102300086



Straight waste fitting,
Ø 20/25 mm



Angled waste fitting,
Ø 20/25 mm



Double waste fitting,
Ø 25 mm



Taps available as
optional extra

SMEV ceramic cooktop / 230-volt grill

Great ideas for your galley. The slim double-burner ceramic cooktop offers all the convenience of home: easy to use and keep clean. An attractive addition for fans of traditional kitchens: the compact electric grill – ideal for savoury meat dishes. Integrated design: both appliances can be fitted next to each other.

SMEV PI7077

2-burner ceramic cooktop

3.38



Voltage	230 Volt AC
Output	3.0 kW
Number of burners	2
Quality features	2 different burner outputs [1.8 kW; 1.2 kW]
Dimensions [WxD]	300 x 500 mm
Test mark	CE




230 volts

SMEV PI7091

230-volt grill

3.38



Voltage	230 Volt AC
Output	2.2 kW
Quality features	230-volt grill
Dimensions [WxD]	300 x 500 mm
Test mark	CE



230 volts

Product	Ref. No.
SMEV PI7077	9102300059
SMEV PI7091	9102300060



SMEV accessories

The perfect symbiosis of technology and accessories makes life in the galley much easier. The dimensions and shape of cutting boards, drainers and grill pans have been designed with SMEV appliances in mind and slot in precisely to make cooking a joy! The sink taps have also been designed with the needs of galley cooking in mind: robust, compact and easy to use.

SMEV cutting boards

3.38



Cutting board – round	AC 570
Cutting board – square	AC 571

SMEV draining racks



Draining rack 1	AC 701
Draining rack 2	AC 702

SMEV grill pan



Grill pan	AC 700
------------------	--------

SMEV taps



Tap, Plastic, colour: chrome	AC 539
Tap, Brass, colour: chrome	AC 537

SMEV Waste fittings



Straight waste fitting, Ø 20/25 mm



Angled waste fitting, Ø 20/25 mm



Double waste fitting, Ø 25 mm

Siphon, angled waste fitting, Ø 25 mm	AC 530
Siphon, straight waste fitting, Ø 25 mm	AC 535
Siphon, angled waste fitting, Ø 20 mm	AC 540
Siphon, straight waste fitting, Ø 20 mm	AC 545
Siphon, double waste fitting, Ø 25 mm	AC 557

Product	Ref. No.
Cutting board, round, AC 570	9102300071
Cutting board, square, AC 571	9102300072
Draining rack 1, AC 701	9102300073
Draining rack 2, AC 702	9102300074
Grill pan, AC 700	9102300075
Tap AC 539 Plastic, colour: chrome	9102300076
Tap AC 537 Brass, colour: chrome	9102300077
Siphon, angled waste fitting, Ø 25 mm, AC 530	9102300082
Siphon, straight waste fitting, Ø 25 mm, AC 535	9102300083
Siphon, angled waste fitting, Ø 20 mm, AC 540	9102300084
Siphon, straight waste fitting, Ø 20 mm, AC 545	9102300085
Siphon, double waste fitting, Ø 25 mm, AC 557	9102300086

Dometic ORIGO



Mobile kitchen concepts

Home-style cooking and enjoyment

Dometic ORIGO galley equipment – safe and reliable

Often imitated but never equalled: Dometic ORIGO alcohol stoves have been a fixture in the market for over 25 years and are now seen as an integral fitting in yachts and boats. The patented range of alcohol stoves makes cooking afloat absolutely safe. The stoves work according to the absorption principle to eliminate pressure and the danger of explosion.

Whatever you want to dish up on holiday – cooking is a pleasure in your Dometic ORIGO galley kitchen. Treat your family and friends – and yourself – to a delicious meal. Smart kitchen technology with well-planned features and functions turns the chore of cooking into a culinary holiday treat. Enjoy it!

Free-standing alcohol stoves

Compact free-standing alcohol stoves with one or two burners. Ideal for tight galley kitchens, because the stoves can easily be stowed away. Powerful and durable. Functional design in non-corroding stainless steel.



Pages 168 – 169

Dometic ORIGO 3000

Built-in alcohol stoves

High-performance stoves for flush-mounted permanent installation. Functional and robust. Optionally available with protective glass lid providing extended worktop space when closed.



Pages 170 – 173

Dometic ORIGO 4100 GL

Combined alcohol/electric stoves

Built-in alcohol stoves with integrated 12-volt ignition. Each burner has an additional 230-volt heater coil. For convenient cooking in marinas – without laborious conversion. Slim-line design for save-saving installation



Pages 174– 175

Dometic ORIGO C200 GL

Single-burner alcohol stove

Cooker, grill and boat heater all in one. Small and compact on the outside, the Dometic ORIGO all-round unit delivers second-to-none performance: 1500 watts for cooking, 1500 watts for heating.



Pages 176

Dometic ORIGO 5100

Free-standing oven with stove

A complete cooking station featuring an oven plus a double-burner marine stove. Oven door with integrated thermometer and large, transparent front made from toughened glass. The full cooking programme for your galley!



Pages 177

Dometic ORIGO 6000

Ceramic cooktops

Elegant design and first-class comfort on board: the compact ceramic cooktops by Dometic ORIGO. Hi-light hotplates with fast radiant heat and convenient top-mounted controls. For 120-volts or 230 volts.



Pages 178 – 179

Dometic ORIGO E200 NEW!



The original

Dometic ORIGO 1500

Dometic ORIGO 3000

Alcohol stoves, free-standing

Is space a bit tight in your galley? No need to worry – you are sure to find room for this compact, free-standing alcohol stove. Once it is installed you will soon come to love it! The long burning time of up to 10 hours on a low flame and up to 4.5 hours on the highest setting means there are no limits to your culinary creativity. The highest setting will bring a litre of water to boiling point in around 10 minutes. Functional design in stainless steel. **Available optional extras:** potholder, gimbals, cutting board.

Dometic ORIGO 1500

1-burner free-standing alcohol stove



Burning time	approx. 4.5 hours
Number of burners	1
Burner capacity	2000 watts
Boiling time	10 minutes for 1 litre of water
Tank capacity	1.2 litres
Dimensions [W x H x D]	236 x 137 x 262 mm
Weight	3.4 kg

Dometic ORIGO 3000

2-burner free-standing alcohol stove



Burning time	approx. 4.5 hours
Number of burners	2
Burner capacity	2000 watts each
Boiling time	10 minutes for 1 litre of water
Tank capacity	1.2 litres
Dimensions [W x H x D]	464 x 137 x 262 mm
Weight	6.3 kg

Product	Ref. No.
Dometic ORIGO 1500	958140101
Dometic ORIGO 3000	958140501
Optional extras	
Gimbals	958148201
Potholder 1500/3000	958148001
Cutting board 1500	388015415
Cutting board 3000	388004630

3.33

Compact design – easy to stow away

High cooking power on all plates – fast, flexible cooking on board

Easy access to the alcohol-fuel containers – simple and safe filling

Useful accessories – cutting board and potholder

Free-standing models optionally available with gimbals – to keep the stove level in all weathers



Gimbals



Potholder



Cutting board





With glass lid

Dometic ORIGO 2000 GL
[With glass lid]

Dometic ORIGO 4100 GL
[With glass lid]

Built-in alcohol stoves

If you want cooking to have a permanent place on board then we recommend the **Dometic ORIGO stove for flush-mounted permanent installation**. Take for example the standard models in the 2000 and 4100 series. Single or double burners with a heat output of 2000 watts per burner help you whip up a complete meal in no time. When the stove is not in use a **glass lid** protects it from dirt and provides an additional work surface [only on GL models].

Dometic ORIGO 2000 / 2000 GL

1-burner built-in alcohol stoves

3.32



Dometic ORIGO 2000



Dometic ORIGO 2000 GL
[With glass lid]

Burning time	approx. 4.5 hours
Number of burners	1
Burner capacity	2000 watts
Boiling time	10 minutes for 1 litre of water
Tank capacity	1.2 litres
Unit dimensions [W x H x D]	396 x 150 x 377 mm
Cut-out dimensions [W x H x D]	345 x 140 x 325 mm
Weight	5.8 kg

Easy installation

Low built-in height – ideal in confined spaces

Flush-mounted – elegant appearance

Removable grid and rounded corners – make cleaning easy

Useful accessories – glass lid, potholder and cutting board

Models with or without glass lid

Dometic ORIGO 4100 / 4100 GL

2-burner built-in alcohol stoves



Dometic ORIGO 4100



Dometic ORIGO 4100 GL
[With glass lid]

Burning time	approx. 4.5 hours
Number of burners	2
Burner capacity	2000 watts each
Boiling time	10 minutes for 1 litre of water
Tank capacity	1.2 litres each
Unit dimensions [W x H x D]	623 x 150 x 377 mm
Cut-out dimensions [W x H x D]	575 x 140 x 325 mm
Weight	8 kg



Potholder



Glass lid



Cutting board

Product	Ref. No.
Dometic ORIGO 2000	958140801
Dometic ORIGO 2000 GL	958141021
Dometic ORIGO 4100	958141401
Dometic ORIGO 4100 GL	958141601
Optional extras	
Potholder 2000 / 4100	958148101
Glass lid 2000	388025383
Glass lid 4100	388025382
Cutting board 2000	388015400
Cutting board 4100	388006801





With integrated 12-volt ignition

Dometic ORIGO A100 GL
[With glass lid]

Dometic ORIGO A200 GL
[With glass lid]

Built-in alcohol stoves with 12-volt ignition

Their slim-line design makes these **Dometic ORIGO stoves ideal for space-saving permanent installation.** A practical and aesthetic solution for small galley kitchens. **Integrated 12-volt ignition** for extra comfort: a single click is enough to start the flame. 2000 watts per burner and durable performance with up to 10 h burning time [on the lowest setting] give you plenty of scope for creative cooking. Aesthetically pleasing design in stainless steel, with or without glass lid.

By the way: Dometic ORIGO built-in spirit stoves work according to the absorption principle – so there's no pressure involved and no danger of explosion.

Dometic ORIGO A100 / A100 GL

1-burner built-in alcohol stove with 12-volt electric ignition

3.32



Dometic ORIGO A100

Dometic ORIGO A100 GL
[With glass lid]

Voltage	12 volts DC
Burning time	approx. 4.5 hours
Number of burners	1
Burner capacity	2000 watts
Boiling time	10 minutes for 1 litre of water
Tank capacity	1.2 litres
Unit dimensions [W x H x D]	270 x 160 x 365 mm
Cut-out dimensions [W x H x D]	255 x 150 x 340 mm
Weight	3.5 kg

These units have an integrated 12-volt ignition – no need for matches or lighters.



12 volts DC

Significantly smaller than comparable models – more counter space

New design – easy and convenient to use

Pressure-free alcohol fuel – the safest way to cook afloat

Easy installation

Models with or without glass lid

Dometic ORIGO A200 / A200 GL

2-burner built-in alcohol stove with 12-volt electric ignition



Dometic ORIGO A200

Dometic ORIGO A200 GL
[With glass lid]

Voltage	12 volts DC
Burning time	approx. 4.5 hours
Number of burners	2
Burner capacity	2000 watts each
Boiling time	10 minutes for 1 litre of water
Tank capacity	1.2 litres each
Unit dimensions [W x H x D]	500 x 160 x 365 mm
Cut-out dimensions [W x H x D]	485 x 150 x 340 mm
Weight	7 kg

These units have an integrated 12-volt ignition – no need for matches or lighters.

Product	Ref. No.
Dometic ORIGO A100	958147000
Dometic ORIGO A100 GL	958147001
Dometic ORIGO A200	958147010
Dometic ORIGO A200 GL	958147011
Optional extra	
Potholder for A + C series	958148110



Potholder





Dometic ORIGO C100 GL
[With glass lid]

Dometic ORIGO C200 GL
[With glass lid]

Combined alcohol/electric stoves

Cooking afloat with all the comfort and freedom you need: these built-in alcohol stoves with integrated 12-volt ignition feature an **additional 120- or 230-volt heater coil** for every burner. So they can easily be converted into an electric stove [e.g. in the marina]. The four C-series models are based on the A-series stoves [p. 172/173]. They have the same features and functions and the same slim-line design for space-saving installation.

Dometic ORIGO C100 / C100 GL

1-burner built-in alcohol/electric stoves with 12-volt electric ignition

3.32



Dometic ORIGO C100

Dometic ORIGO C100 GL
[With glass lid]

Voltage heater coil	120 or 230 volts AC
Voltage ignition	12 volts DC
Burning time	approx. 4.5 hours
Number of burners	1
Burner capacity	2000 watts
Heater coil capacity	1200 watts
Boiling time	10 minutes for 1 litre of water
Tank capacity	1.2 litres
Unit dimensions [W x H x D]	270 x 160 x 365 mm
Cut-out dimensions [W x H x D]	255 x 150 x 340 mm
Weight	3.5 kg
Test mark	CE

These units have an integrated 12-volt ignition – no need for matches or lighters.



12/230 volts

Significantly smaller than comparable models – more counter space

New design – easy and convenient to use

Pressure-free alcohol fuel – the safest way to cook afloat

Easy installation

Models with or without glass lid

Electric operation possible

Dometic ORIGO C200 / C200 GL

2-burner built-in alcohol/electric stoves with 12-volt electric ignition



Dometic ORIGO C200

Dometic ORIGO C200 GL
[With glass lid]

Voltage heater coil	120 or 230 volts AC
Voltage ignition	12 volts DC
Burning time	approx. 4.5 hours
Number of burners	2
Burner capacity	2000 watts each
Heater coil capacity	1200 watts each
Boiling time	10 minutes for 1 litre of water
Tank capacity	1.2 litres
Unit dimensions [W x H x D]	500 x 160 x 365 mm
Cut-out dimensions [W x H x D]	485 x 150 x 340 mm
Weight	7 kg
Test mark	CE

These units have an integrated 12-volt ignition – no need for matches or lighters.

Product	Ref. No.
120-volt versions:	
Dometic ORIGO C100	958147020
Dometic ORIGO C100 GL	958147030
Dometic ORIGO C200	958147040
Dometic ORIGO C200 GL	958147050
230-volt versions:	
Dometic ORIGO C100	958147021
Dometic ORIGO C100 GL	958147031
Dometic ORIGO C200	958147041
Dometic ORIGO C200 GL	958147051
Optional extra	
Potholder for A + C series	958148110



Potholder



Single-burner alcohol stove/heater

Small and smart: The Heat Pal is the all-rounder in the Origo range. It can be used as a stove and even as a boat heater. In "cooking mode" it offers the same performance features as the free-standing Dometic Origo 1500 stove model [p. 168/169]. When used as a heater it gives you **about 1500 watts heating power**.

Dometic ORIGO 5100

1-burner alcohol stove / boat heater

3.32



Burning time	approx. 4.5 hours
Number of burners	1
Burner capacity	1500 watts
Boiling time	15 minutes for 1 litre of water
Tank capacity	1.2 litres
Dimensions [W x H]	285 x 280 mm
Weight	2.5 kg

Additional use as a boat heater

Can be used for keeping food warm

About 1500 watts heating power

Product	Ref. No.
Dometic ORIGO 5100	958144201



Alcohol oven + stove

Here it is – everything you could possibly need in an on-board kitchen! Dometic ORIGO 6000 is a complete cooking station featuring an oven plus double-burner marine hob. The oven door has a large window made from toughened glass and an integrated thermostat. The heat of the oven is not transferred to the outer surface – an important safety feature while at sea.

Dometic ORIGO 6000

Free-standing alcohol oven/stove

3.32



Burning time	approx. 4.5 hours
Number of burners	3
Burner capacity	2000 watts each
Oven capacity	1500 watts
Boiling time	10 minutes for 1 litre of water
Tank capacity	1.2 litres
Dimensions [W x H x D]	465 x 562 x 335 mm
Weight	28.8 kg

High cooking power on all plates – fast, flexible cooking on board

Easy access to the alcohol-fuel container – simple and safe filling

With gimbals – to keep the stove level in all weathers



Gimbals

Useful accessories – cutting board and potholders



Potholder



Cutting board

Product	Ref. No.
Dometic ORIGO 6000	958145001
Optional extras	
Potholder 3000/6000	958148001
Cutting board 3000/6000	388004630





Ceramic cooktops

Elegant design and home-style comfort on board: with a compact Dometic ORIGO ceramic cooktop you can easily whip up a delicious meal for your crew. **All three models are ready for connection to either 120 volts or 230 volts.** The hotplates provide fast radiant heat and are easy to regulate with top-mounted controls. The smooth surface is easy to clean and adds an elegant touch to your galley.

Dometic ORIGO E100


1-hotplate ceramic cooktop



Input voltage	230 volts or 120 volts
Number of hotplates	1
Heating capacity	1200 watts [230 volts] 1100 watts [120 volts]
Unit dimensions [W x H x D]	300 x 77 x 320 mm
Cut-out dimensions [W x H x D]	275 x 80 x 294 mm
Weight	4.1 kg
Test mark	CE

Dometic ORIGO E200


2-hotplate ceramic cooktop



Input voltage	230 volts or 120 volts
Number of hotplates	2
Heating capacity	1200 watts each [230 volts] 1100 Watt [120 Volt]
Unit dimensions [W x H x D]	535 x 77 x 300 mm
Cut-out dimensions [W x H x D]	509 x 80 x 275 mm
Weight	6,3 kg
Test mark	CE

Dometic ORIGO E300

3-hotplate ceramic cooktop



Input voltage	230 volts or 120 volts
Number of hotplates	3
Heating capacity	1200 watts each [230 volts] 1100 watts each [120 volts]
Unit dimensions [W x H x D]	524 x 77 x 486 mm
Cut-out dimensions [W x H x D]	498 x 80 x 460 mm
Weight	9.5 kg
Test mark	CE

Product	Ref. No.
120-volt versions:	
Dometic ORIGO E100 [120 Volt]	958147201
Dometic ORIGO E200 [120 Volt]	958147206
Dometic ORIGO E300 [120 Volt]	958147211
230-volt versions:	
Dometic ORIGO E100 [230 Volt]	958147203
Dometic ORIGO E200 [230 Volt]	958147208
Dometic ORIGO E300 [230 Volt]	958147213

3.32

NEW



230 volts

Flush-mounted – elegant appearance

Hot-surface indicator – for maximum safety

Ceramic cooktop with rounded edges

Easy to clean and keep clean

High cooking power – fast, flexible cooking on board





Innovative air recirculation cooker hood

Forget about cooking fumes, heat build-up, condensation water and installation hassle!

Dometic CK 2000 is the world's first mobile cooker hood to use the principle of air recirculation, so there's no need to install a roof ventilator. Cooking fumes are drawn upwards along the centre line of the unit, then the cleaned air is returned via the sides to the front. This creates an air-dome that stops fumes escaping and ensures a good suction performance [50 m³/h]. Moreover, the patent-

pending appliance is extremely efficient at a power consumption of only 5 watts. The Dometic CK 2000 comes with a washable grease filter, an easily replaceable activated carbon filter and two integrated work lamps for extra comfort and convenience.

Dometic CK 2000

Air recirculation cooker hood with replaceable activated carbon filter

3.36



Voltage	12 volts DC
Capacity	50 m³/h
Power consumption	5 watts
Quality features	Two integrated halogen lights [2 x 10 watts, GU4], 2-level lighting, washable metal grease filter, replaceable activated carbon filter, two-speed fan
Dimensions [W x H x D]	400 x 56 x 280 mm
Weight	2.2 kg
Test mark	CE



12 volts DC

Fast and simple installation, no need to lay ventilation hoses!

Washable metal grease filter

Easily replaceable carbon filter

Easy access to grease filter and carbon filter

Two-speed fan

Two integrated halogen lights

Low weight of only 2.2 kg

Product	Ref. No.
Dometic CK 2000	921140902




Two integrated halogen lights



Replaceable activated carbon filter



Washable metal grease filter



Clean dishes in no time at all

You don't fancy doing the dishes by hand when you're on holiday? Don't worry, your Dometic dishwasher does them for you – easily and quietly. Its innovative Carboran housing is light and sound-absorbing, which makes for surprisingly low-noise operation. Moreover, Carboran is absolutely rust-proof and 100% recyclable.

Free-standing Dometic dishwashers feature convincing technical advantages: up to four individual programmes and the efficient **wide-band spray arm** ensure fast and thorough cleaning. Both appliances excel for their low water and energy consumption and are therefore environmentally friendly.



Dometic DW 2440S / DW 2440W Dishwasher 230 volts for free-standing use

3.40



DW 2440S



DW 2440W

	DW 2440S	DW 2440W
Voltage	230 volts DC	230 volts DC
Temperature options	50 / 55 / 65 / 70°C	50 / 55 / 65 / 70°C
Energy consumption	0.63 kWh	0.63 kWh
Fuse	1180 watts	1180 watts
Noise level	49 dBA	49 dBA
Frequency	50 Hz	50 Hz
Water consumption	7 l	7 l
Energy saving class	A	A
Drying performance class	B	B
Required water pressure	0.8 bar	0.8 bar
Colour	Silver	white
Dimensions [W x H x D]	545 x 447 x 480 mm	545 x 447 x 480 mm
Weight	20.7 kg	20.7 kg
Quality features	Innovative WBS wide-band spray arm, automatic filter cleaning system, very low water and energy consumption, timer function	

Minimal weight: just 20.7 kg

Innovative wide-band spray arm

Automatic filter cleaning

Very low water and energy consumption

Timer function

Product	Ref. No.
Dometic DW 2440S	9102300080
Dometic DW 2440W	9102300081



Easy operation with timer function



Uses commonly available dishwasher tabs



Hot passion on board

Comfort where and when you need it

Something hot is what you need: this handy kettle, especially designed for operation on board, provides you with a pot of tea, a cup of coffee or a mug of soup in no time at all. The robust gadget is available in two versions for 12-volt and 24-volt operation. The automatic cut-off function stops it from overheating when empty and ensures safe and comfortable handling. An indispensable helper on board!



WAECO PerfectKitchen MCK 750

Water-Kettle for 12 or 24 volts

3.14



Capacity approx.	0.75 litres
Voltage	12 or 24 volts DC
Average power consumption	12 volts: 200 watts, 24 volts: 380 watts
Colour	Black/silver
Dimensions (W x H x D)	190 x 205 x 125 mm (incl. fixing kit)
Weight	750 g
Quality features	Robust relay technology, switches off automatically when the boiling temperature has been reached, or when there's no water in the kettle, status indication
Test marks	e-approved (Automotive EMC Directive), complies with German Foodstuff and Consumer Goods Act (LMBG)
Scope of delivery	Fixing kit for wall or desk mounting

Tailor-made for mobile use

Robust relay technology

Wall or desk mounting

Product	Ref. No.
PerfectKitchen MCK 750, 12 volts	MCK-750-12/N
PerfectKitchen MCK 750, 24 volts	MCK-750-24/N



Setting you up for the day

Mobile coffee maker for 8 cups

There is nothing like a good cup of coffee to set you up for the day – even when you’re on holiday. Freshly brewed from your favourite brand of coffee, just as you like it. The smell alone is enough to invigorate you and get you up and enjoying the day. The WAECO PerfectCoffee MC08 makes up to 8 cups of coffee in just a few minutes and then finishes the brewing process fully automatically – it’s

better to be on the safe side. The elegantly shaped insulated pot keeps the coffee hot and aromatic. The MC 08 has been especially designed for mobile use. It is particularly space-saving and available in a 12-volt and 24-volt version.

WAECO PerfectCoffee MC08

Coffee-Maker de Luxe for 8 cups, 12 or 24 volts

3.13



Capacity	8 cups (750 ml)
Voltage	12 or 24 volts DC
Average power consumption	12 volts: 200 watts, 24 volts: 360 watts
Colour	Black/silver
Dimensions (W x H x D)	285 x 320 x 100 mm
Weight	1.8 kg
Quality features	Slim, space-saving design, removable water tank, water level indicator, robust relay technology, LED status indication, cut-off after brewing
Test marks	e-approved (Automotive EMC Directive), complies with the German Foodstuff and Consumer Goods Act (LMBG)
Scope of delivery	Insulated pot, fixing kit for wall or desk mounting

Automatic cut-off after brewing

Convenient operation

Removable water tank

Robust relay technology

Wall or desk mounting

Product	Ref. No.
PerfectCoffee MC08, 12 volts	MC-8-12LX/N
PerfectCoffee MC08, 24 volts	MC-8-24LX/N

Slim design that fits anywhere

Here’s one that fits where others won’t. At a depth of just 10 centimetres the PerfectCoffee MC 08 is easy to accommodate, even in confined spaces. Choose the place you like best. Wall or desk mounting, either is possible. The fixing kit included with each unit gives your coffee maker a firm hold. On top of that, there are many details for extra convenience. For example, a removable water tank that can be filled directly from the tap.

